

ROBERTS PUMP & SUPPLY CATALOG PAGE LISTINGS

The following is a current list of the pages in each section of your RP&S catalog. The dates shown indicate the current page. If your page has a different date, please ask your salesman or contact RP&S and we will provide you with the current sheet. Pages not on this list are invalid.

PG1	01/26	PG43	06/22	PG85	09/22		
PG2	01/26	PG44	06/22	PG86	05/22		
PG3	12/25	PG45	06/22	PG87	07/22		
PG4	11/25	PG46	06/22	PG88	04/22		
PG5	11/25	PG47	06/22	PG89	04/22		
PG6	02/21	PG48	06/22	PG90	04/22		
PG7	05/25	PG49	06/22	PG91	05/22		
PG8	05/25	PG50	06/22	PG92	04/22		
PG9	—	PG51	06/22	PG93	04/22		
PG10	11/25	PG52	06/22	PG94	02/23		
PG11	01/26	PG53	06/22	PG95	03/26		
PG12	—	PG54	06/22	PG96	03/26		
PG13	11/25	PG55	06/22	PG97	03/26		
PG14	01/26	PG56	06/22	PG98	03/26		
PG15	01/26	PG57	06/22	PG99	01/26		
PG16	05/25	PG58	06/22	PG100	01/26		
PG17	07/22	PG59	06/22	PG101	03/21		
PG18	11/25	PG60	06/22	PG102	01/26		
PG19	01/26	PG61	06/22	PG103	03/21		
PG20	05/25	PG62	06/22	PG104	04/21		
PG21	11/25	PG63	06/22	PG105	04/22		
PG22	01/26	PG64	02/21	PG106	06/25		
PG23	12/21	PG65	07/24	PG107	09/21		
PG24	05/25	PG66	12/21	PG108	01/26		
PG25	—	PG67	02/23	PG109	02/21		
PG26	05/25	PG68	05/22	PG110	03/17		
PG27	11/21	PG69	05/22	PG111	03/17		
PG28	03/26	PG70	08/25	PG112	03/17		
PG29	03/26	PG71	05/22				
PG30	01/26	PG72	06/21				
PG31	11/25	PG73	08/22				
PG32	03/26	PG74	09/22				
PG33	03/25	PG75	03/26				
PG34	03/23	PG76	01/26				
PG35	01/23	PG77	06/21				
PG36	08/19	PG78	09/22				
PG37	06/24	PG79	02/21				
PG38	06/24	PG80	01/24				
PG39	05/24	PG81	06/22				
PG40	01/26	PG82	05/22				
PG41	02/23	PG83	12/25				
PG42	08/25	PG84	09/22				

UPDATE
03/26

Roberts Pump & Supply CO.

2440 West Lincoln Hwy - Grand Island, NE 68803

Phone: 308-381-7736 - WATS: 800-333-1981

1116 Hixson Drive - Salina, KS 67401

Phone: 785-827-8099 - WATS: 888-333-1981

CONDITIONS OF SALE

WARRANTY:

The warranty of all products distributed by Roberts Pump & Supply Co. is limited to the actual warranty extended to Roberts Pump & Supply Co. by its suppliers. No expressed or implied warranty shall apply, including, but not limited to implied warranted of merchantability and fitness for a particular use. Under no circumstances will Roberts Pump & Supply Co. assume any liability whatsoever for any consequential or contingent damages.

RETURNED GOODS:

Items may not be returned unless permission is obtained in writing from Roberts Pump & Supply Co. A restocking charge up to 30% will be charged on material returned. For credit, material must be in salable condition and be returned to Grand Island, Ne., freight prepaid. Any special order, fabricated, or non-stocking items are not returnable.

CREDIT:

Acceptance of all orders is subject to the approval of our credit department.

ERRORS – CLAIMS:

All claims for shipping errors must be made to Roberts Pump & Supply within 10 days of delivery. All claims of damage or shortage, resulting from shipment handling, must be made directly to the carrier.

PAST DUE ACCOUNTS:

If payments are not made in accordance with standard terms (see “terms” above), a service charge will be added to the account of purchaser in an amount equal to 1.5% per month of the unpaid outstanding balance.

PRICES:

Prices, discounts, and terms are subject to change without notice. Prices are those in effect at the time of receipt of order.

PRICE QUOTES:

All special price quotes from Roberts Pump & Supply are effective for 30 days from the date of the quotes unless otherwise stated

10/12/16

Ash Wood Rod	39	Pex Pipe & Fittings	92-93	Goulds	3-6
Black Fittings	71-72	Pipe Dope	67	Sump Floats	105
Bleach	101	Pitless Units & Adapters		Sump Pumps	105-106
Bleeder Valves	28	Baker	100	Tank Tees	28
Brass Fittings (Insert)	75-76	Merrill	95-96	Teflon Tape	67
Brass Fittings (Threaded)	73-74	Pits (Sewage/Sump)	105	Thread Cutting Oil	65
Bury Tanks	25-26	Poly Insert Fittings	75-76	Torque Arrestors	28
Certalok Pipe & Fittings	94	Poly Pipe	77	Trac Pipe & Fittings	79
Chlorine (Granular)	65	Pressure Gauges	28	Unicid	65
Chlorine (Pellets)	101	Pressure Switches	18	Valves	
Clamps	76	Pressure Tanks		Ball	30
Constant Pressure Vessels	27	Baron	23	Bob	34
Control Box Parts	16	Well Mate	24	Boiler	31
Copper Pipe & Fittings	87-90	Well-X-Trol	22	Butterfly	36
Disposers	108	Pump Jack Parts	40	Check	30
Drilling Fluids	66	Pump Panels	15	Cycle Stop	30
Drive Points	64	PVC Fittings		Franklin	35
Drop Couplings		Sch 40	81-83	Gas	30
PVC	80	Sch 80	91	Gate	30
Stainless Steel	70	PVC Pipe	80	Oriseal	31
DWV Pipe & Fittings	85-86	Rod Couplings	39	Pressure Reducing	31
Faucets		Screen	64	Pressure Relief	31
Delta	109-110	Septic Tanks	107	Stockwater	31
Moen	111-112	Sewage Pumps	105-106	Sweat	30
Fernco Couplings	104	Sewer Pipe & Fittings	84	Vacuum	31
Fiberglass Rod	39	Solar	42	Variable Speed Drives	
Float Switches	18	Steel Insert Fittings	75-76	Franklin	19
Fusion Fittings	78	Steel Pipe	67	Goulds	21
Galvanized Fittings	68-70	Steel Well Rod	39	Pentek	20
Gas Pipe	78	Sterilene	65	Wall Hydrants	108
Holeplug	66	Submersible Motors & Controls		Water Coolers	108
Hydrants & Parts	97-99	Centripro	13	Water Filters	102
Hydrogen Peroxide	101	Franklin 4"	11	Water Softeners	103
Jet Pumps & Motors	10	Franklin 6" & 8"	14	Well Flanges	40
Kopr Kote	65	Pentek	12	Well Seals	29
Leach Field	107	Submersible Pumps		Windmills	43-63
Leathers	41	Berkeley	7-8	Wire	17
Midwest Cylinders/Parts	37-38	Franklin	1-2		

Blank
Page



FRANKLIN PUMP TRI-SEAL STAINLESS STEEL 4" SUBMERSIBLE

3 WIRE PUMPS ARE SOLD LESS CONTROL BOX

**5
G
P
M**

PUMP MODEL#	HP	2 WIRE LIST	3 WIRE LIST	PUMP END
5FR05S4115	1/2	\$2216.00	\$2101.00	\$1231.00
5FR05S4230	1/2	\$2216.00	\$2101.00	\$1231.00

**7
G
P
M**

PUMP MODEL#	HP	2 WIRE LIST	3 WIRE LIST	PUMP END
7FR05S4115	1/2	\$2031.00	\$1916.00	\$1051.00
7FR05S4230	1/2	\$2031.00	\$1916.00	\$1051.00
7FR07S4230	3/4	\$2668.00	\$2523.00	\$1488.00
7FR1S4230	1	\$3070.00	\$2889.00	\$1823.00
7FR15S4230	1-1/2	\$3678.00	\$3411.00	—

**10
G
P
M**

PUMP MODEL#	HP	2 WIRE LIST	3 WIRE LIST	PUMP END
10FA05S4-115	1/2	\$1804.00	\$1688.00	\$827.00
10FA05S4-230	1/2	\$1804.00	\$1688.00	\$827.00
10FA07S4-230	3/4	\$2410.00	\$2262.00	\$1234.00
10FA1S4-230	1	\$2785.00	\$2602.00	\$1541.00
10FA15S4-230	1-1/2	\$3673.00	\$3411.00	\$2066.00

**15
G
P
M**

PUMP MODEL #	HP	2 WIRE LIST	3 WIRE LIST	PUMP END
15FA07S4-230	3/4	\$2376.00	\$2359.00	\$1237.00
15FA1S4-230	1	\$2718.00	\$2672.00	\$1371.00
15FA15S4-230	1-1/2	\$3235.00	\$3053.00	\$1566.00



FRANKLIN PUMP TRI-SEAL STAINLESS STEEL 4" SUBMERSIBLE

3 WIRE PUMPS ARE SOLD LESS CONTROL BOX

20 G P M	PUMP MODEL #	HP	2 WIRE LIST	3 WIRE LIST	PUMP END
	20FA07S4-230	3/4	\$2591.00	\$2441.00	\$1409.00
	20FA1S4-230	1	\$2765.00	\$2590.00	\$1517.00
	20FA15S4-230	1-1/2	\$3360.00	\$3108.00	\$1747.00

25 G P M	PUMP MODEL #	HP	2 WIRE LIST	3 WIRE LIST	PUMP END
	25FA1S4-230	1	\$2580.00	\$2399.00	\$1326.00
	25FA15S4-230	1-1/2	\$3328.00	\$3063.00	\$1717.00

FPS HIGH CAPACITY PUMP ENDS

MODEL #	HP	STG	LIST		MODEL #	HP	STG	LIST
20FA2S4	2	12	\$2105.00		45FH2S4	2	8	\$2219.00
20FA3S4	3	16	\$2657.00		45FH3S4	3	11	\$2917.00
25FA2S4	2	10	\$2060.00		45FH5S4	5	18	\$3805.00
25FA3S4	3	14	\$2512.00					
35FH2S4	2	10	\$2005.00		60FH3S4	3	8	\$2174.00
35FH3S4	3	14	\$2618.00		60FH5S4	5	13	\$3410.00
35FH5S4	5	22	\$3672.00		90FH5S4	5	12	\$3648.00



**GOULDS
4" "GS" SERIES
SUBMERSIBLE
POWERED BY CENTRIPRO**



HORSE POWER	SERIES	S T	P H	VOLTS	2 WIRE	LIST	3 WIRE	LIST
1/2	5GS	15	1	115	5GS05421	\$2552.00	5GS05411	\$2620.00
		15	1	230	5GS05422	2552.00	5GS05412	2620.00
	7GS	11	1	115	7GS05421	1792.00	7GS05411	2106.00
		11	1	230	7GS05422	1792.00	7GS05412	2106.00
	10GS	7	1	115	10GS05421	1576.00	10GS05411	1454.00
		7	1	230	10GS05422	1576.00	10GS05412	1454.00

3/4	5GS	20	1	230	5GS07422	2506.00	5GS07412	2350.00
	7GS	15	1	230	7GS07422	2241.00	7GS07412	2080.00
	10GS	10	1	230	10GS07422	2072.00	10GS07412	1911.00
	13GS	7	1	230	13GS07422	2245.00	13GS07412	2061.00
	18GS	6	1	230	18GS07422	2633.00	18GS07412	1928.00

1	5GS	25	1	230	5GS10422	2822.00	5GS10412	2625.00
	7GS	20	1	230	7GS10422	2563.00	7GS10412	2371.00
	10GS	12	1	230	10GS10422	2366.00	10GS10412	2170.00
	13GS	10	1	230	13GS10422	2364.00	13GS10412	2170.00
	18GS	8	1	230	18GS10422	2324.00	18GS10412	2128.00
	25GS	7	1	230	25GS10422	2287.00	25GS10412	2093.00

1 1/2	7GS	25	1	230	-	-	7GS15412	2856.00
	10GS	17	1	230	10GS15422	2993.00	10GS15412	2711.00
	13GS	12	1	230	13GS15422	3683.00	13GS15412	2638.00
	18GS	11	1	230	18GS15422	2864.00	18GS15412	2584.00
	25GS	9	1	230	25GS15422	2828.00	25GS15412	2552.00



GOULDS 4" "GS" PUMP END ASSEMBLYS

STANDARD "GS"

MODEL	HP	STG	LIST
5GS05	1/2	15	1253.00
5GS07	3/4	20	1589.00
5GS10	1	25	1853.00
5GS15	1-1/2	34	2155.00
7GS05	1/2	11	994.00
7GS07	3/4	15	1286.00
7GS10	1	20	1563.00
7GS15	1-1/2	25	1799.00
7GS20	2	27	2358.00
7GS30	3	34	2999.00
10GS05	1/2	7	750.00
10GS07	3/4	10	1092.00
10GS10	1	12	1338.00
10GS15	1-1/2	17	1636.00
10GS20	2	21	1884.00
10GS30	3	30	2459.00
10GS50	5	42	3637.00
13GS05	1/2	5	1232.00
13GS07	3/4	7	1144.00
13GS10	1	10	1336.00
13GS15	1-1/2	12	1553.00
13GS20	2	17	1753.00
13GS30	3	21	1977.00
18GS07	3/4	6	1109.00
18GS10	1	8	1294.00
18GS15	1-1/2	11	1489.00
18GS20	2	14	1716.00
18GS30	3	19	1922.00
18GS50	5	30	2777.00
25GS10	1	7	1250.00
25GS15	1-1/2	9	1450.00
25GS20	2	11	1677.00
25GS30	3	15	1884.00
25GS50	5	26	2687.00



HI CAPACITY "GS"

MODEL	HP	STG	LIST
35GS15	1-1/2	8	1872.00
35GS20	2	10	1995.00
35GS30	3	14	2384.00
35GS50	5	22	3859.00
45GS15	1-1/2	5	1892.00
45GS20	2	6	2009.00
45GS30	3	8	2454.00
45GS50	5	14	3931.00
45GS75	7-1/2	21	5265.00
65GS15	1-1/2	4	1687.00
65GS20	2	5	1705.00
65GS30	3	7	2276.00
65GS50	5	11	3617.00
65GS75	7-1/2	17	5866.00
85GS30	3	5	2318.00
85GS50	5	9	3954.00
85GS75	7-1/2	14	6106.00



CS

SERIES BY GOULDS

**STAINLESS STEEL CONSTRUCTION
POWERED BY CENTRIPRO MOTORS**

**10
GPM**

PUMP MODEL #	Volts	PEA	2 Wire List	3 Wire List
10CS05 (21) (11)	115	645.00	1367.00	1239.00
10CS05 (22) (12)	230	645.00	1367.00	1239.00
10CS07 (22) (12)	230	1168.00	1595.00	1434.00
10CS10 (22) (12)	230	1427.00	1799.00	1606.00
10CS15 (22) (12)	230	1748.00	2597.00	2319.00

**13
GPM**

PUMP MODEL #	Volts	PEA	2 Wire List	3 Wire List
13CS07 (22) (12)	230	1221.00	2161.00	1970.00
13CS10 (22) (12)	230	1413.00	1917.00	1719.00
13CS15 (22) (12)	230	1641.00	3279.00	2398.00

**18
GPM**

PUMP MODEL #	Volts	PEA	2 Wire List	3 Wire List
18CS07 (22) (12)	230	1173.00	2027.00	1815.00
18CS10 (22) (12)	230	1368.00	1882.00	1687.00
18CS15 (22) (12)	230	1588.00	2501.00	2223.00

**25
GPM**

PUMP MODEL #	Volts	PEA	2 Wire List	3 Wire List
25CS10 (22) (12)	230	1323.00	1887.00	2077.00
25CS15 (22) (12)	230	1531.00	2501.00	2222.00



THIS PAGE LEFT INTENTIONALLY BLANK

“MS SERIES” STAINLESS STEEL BERKELEY SUBS

POWERED BY PENTEK

3 WIRE PUMPS ARE SOLD LESS CONTROL BOX

**7
G
P
M**

PUMP MODEL #	DESC.	STAGE	HP	LIST
B7P4MS05121	115V 2W	11	1/2	2319.00
B7P4MS05131	115V 3W	11	1/2	2098.00
B7P4MS05221	230V 2W	11	1/2	2319.00
B7P4MS05231	230V 3W	11	1/2	2098.00
B7P4MS07221	230V 2W	15	3/4	2885.00
B7P4MS07231	230V 3W	15	3/4	2588.00
B7P4MS10221	230V 2W	18	1	3451.00
B7P4MS10231	230V 3W	18	1	3252.00

**10
G
P
M**

PUMP MODEL #	DESC	STAGE	HP	LIST
B10P4MS05121	115V 2W	8	1/2	2241.00
B10P4MS05131	115V 3W	8	1/2	2005.00
B10P4MS05221	230V 2W	8	1/2	2241.00
B10P4MS05231	230V 3W	8	1/2	2005.00
B10P4MS07221	230V 2W	11	3/4	2535.00
B10P4MS07231	230V 3W	11	3/4	2332.00
B10P4MS10221	230V 2W	13	1	3170.00
B10P4MS10231	230V 3W	13	1	2884.00
B10P4MS15221	230V 2W	17	1-1/2	4198.00
B10P4MS15231	230V 3W	17	1-1/2	3740.00

**15
G
P
M**

PUMP MODEL #	DESC	STAGE	HP	LIST
B15P4MS07221	230V 2W	8	3/4	2507.00
B15P4MS07231	230V 3W	8	3/4	2628.00
B15P4MS10221	230V 2W	10	1	2997.00
B15P4MS10231	230V 3W	10	1	2826.00
B15P4MS15221	230V 2W	12	1-1/2	3944.00
B15P4MS15231	230V 3W	12	1-1/2	3564.00

**20
G
P
M**

PUMP MODEL #	DESC	STAGE	HP	LIST
B20P4MS07221	230V 2W	6	3/4	2592.00
B20P4MS07231	230V 3W	6	3/4	2415.00
B20P4MS10221	230V 2W	7	1	3001.00
B20P4MS10231	230V 3W	7	1	2740.00
B20P4MS15221	230V 2W	10	1-1/2	3550.00
B20P4MS15231	230V 3W	10	1-1/2	3602.00

All MS series pump ends are covered by a 3 year limited warranty.
Motors are covered by Pentair's standard limited warranty.



“MS SERIES” STAINLESS STEEL PUMP ENDS

7 GPM

MODEL	HP	PUMP END
L7P4CMGS	1/2	1282.00
L7P4DMGS	3/4	1644.00
L7P4EMGS	1	2119.00

10 GPM

MODEL	HP	PUMP END
L10P4CMGS	1/2	1087.00
L10P4DMGS	3/4	1326.00
L10P4EMGS	1	1786.00
L10P4FMGS	1-1/2	2592.00

15 GPM

MODEL	HP	PUMP END
L15P4DMGS	3/4	1326.00
L15P4EMGS	1	1767.00
L15P4FMGS	1-1/2	2380.00

20 GPM

MODEL	HP	PUMP END
L20P4DMGS	3/4	1394.00
L20P4EMGS	1	1666.00
L20P4FMGS	1-1/2	1964.00
L20P4GMGS	2	2105.00

30 GPM

MODEL	HP	PUMP END
L30P4GMGS	2	2541.00
L30P4HMGS	3	3191.00
L30P4JMGS	5	4264.00

50 GPM

MODEL	HP	PUMP END
L50P4HMGS	3	3490.00
L50P4JMGS	5	4758.00



STAIRS 6 & 8 SP SERIES PUMP ENDS ONLY

****STAINLESS STEEL BUILD CENTER SPECIALIST****

90 TO 1100 GPM
AVAILABLE
UP TO 125 HP



****CALL FOR SIZING AND PRICING****

GOULDS JET PUMPS


SHALLOW WELL JETS		
HP	MODEL	LIST
1/2	J5S	\$1369.00
1/2	J5SH	1369.00
3/4	J7S	1680.00
1	J10S	1846.00
1-1/2	J15S	2382.00

CONVERTIBLE JETS		
HP	MODEL	LIST
1/2	J5	\$1673.00
3/4	J7	2019.00
1	J10	2175.00

DEEP WELL KITS DGJ333		
SIZE	MODEL	LIST
4"	FT4B31	554.00
SHALLOW WELL KITS		
1/2	FH5	308.00
3/4	FH7	267.00
1	FH10	267.00

JET PUMP MOTORS

56J THREADED SHAFT		
MODEL	HP	LIST
JPTM50	1/2	312.22
JPTM75	3/4	348.15



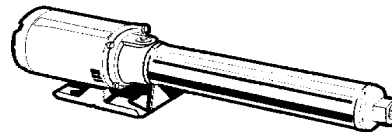
56Z SQUARE FLANGED		
MODEL	HP	LIST
JPSQ50	1/2	319.13

GOULDS SELF PRIMING CENTRIFUGALS

SELF-PRIMING CENTRIFUGALS			
HP	MODEL	PHASE	LIST
3/4	GT07	1	\$1420.00
1	GT10	1	1465.00
1-1/2	GT15	1	1584.00
2	GT20	1	2144.00



"GT" Series Centrifugal



"GB" Water Gun

3 WIRE 4" MOTORS & CONTROL BOXES				
MODEL #	HP	VOLTS	MOTOR LIST	CBX LIST
F50-0	1/2	115 1Ø	\$867.00	\$176.00
F50-1	1/2	230 1Ø	867.00	173.00
F75-1	3/4	230 1Ø	1034.00	180.00
F100-1	1	230 1Ø	1074.00	185.00
F150-1	1 1/2	230 1Ø	1,374.00	274.00
F150-4	1 1/2	230 3Ø	1,241.00	*
F150-5	1 1/2	460 3Ø	1,241.00	*
F200-1	2	230 1Ø	1,552.00	459.00
F200-4	2	230 3Ø	1,346.00	
F200-5	2	460 3Ø	1,346.00	*
F300-1	3	230 1Ø	2,137.00	571.00
F300-4	3	230 3Ø	1,709.00	*
F300-5	3	460 3Ø	1,709.00	*
F500-1	5	230 1Ø	3,219.00	927.00
F500-4	5	230 3Ø	2,918.00	*
F500-5	5	460 3Ø	2,918.00	*
F7504-4	7 1/2	230 3Ø	3,581.00	*
F7504-5	7 1/2	460 3Ø	3,581.00	*



All Franklin Electric 4" Motors include a motor lead.

2 WIRE SUBMERSIBLE MOTORS			
MODEL	HP	VOLT	LIST
F50-2W115	1/2	115	\$999.00
F50-2W230	1/2	230	999.00
F75-2W	3/4	230	1205.00
F100-2W	1	230	1286.00
F150-2W	1 1/2	230	1677.00

F5001CBXL 5HP CBX LESS MAG STARTER	\$827.00
---------------------------------------	----------

DELUXE CONTROL BOX		
MODEL	HP	LIST
F2001CBXD	2 HP	657.00
F3001CBXD	3 HP	727.00

Deluxe Control Boxes include a Magnetic Contactor.

FRANKLIN MOTOR LEADS			
PART #	DESCRIPTION	LNGTH	LIST
2W48FML	2 Wire W/G 48" Motor Lead	48"	\$63.00
3W48FML	3 Wire W/G 48" Motor Lead	48"	66.00
3W100FML	3 Wire W/G 100" Mtr Lead	100"	101.00
3W68FML	3 Wire W/G 6" #8 Mtr Lead	150"	431.00



THIS PAGE LEFT INTENTIONALLY BLANK



CENTRIPRO 4" MOTOR & CONTROLS

3 WIRE 4" MOTORS & CONTROL BOXES

CENTRIPRO MODEL #	HP	VOLTS	MOTOR LIST	CBX LIST
C500	1/2	115 1Ø	927.00	197.00
C501	1/2	230 1Ø	927.00	197.00
C751	3/4	230 1Ø	1111.00	210.00
C1001	1	230 1Ø	1158.00	215.00
C1501	1 1/2	230 1Ø	1488.00	317.00
C1504	1 1/2	230 3Ø	1332.00	
C1505	1 1/2	460 3Ø	1332.00	
C2001	2	230 1Ø	1715.00	499.00
C2004	2	230 3Ø	1488.00	
C2005	2	460 3Ø	1417.00	
C3001	3	230 1Ø	2690.00	616.00
C3004	3	230 3Ø	2154.00	
C3005	3	460 3Ø	2154.00	
C5001	5	230 1Ø	3727.00	1123.00
C5004	5	230 3Ø	3364.00	
C5005	5	460 3Ø	3364.00	
C75044	7 1/2	230 3Ø	4164.00	
C75045	7 1/2	460 3Ø	4164.00	

2 WIRE SUBMERSIBLE MOTORS

CENTRIPRO MODEL #	HP	VOLT	LIST
C50-2W115	1/2	115	1071.00
C50-2W230	1/2	230	1071.00
C75-2W	3/4	230	1298.00
C100-2W	1	230	1388.00
C150-2W	1 1/2	230	1813.00



FRANKLIN ELECTRIC

6" & 8"

MOTORS & CONTROLS



FRANKLIN 6" MOTORS				
MODEL	SIZE	VOLTAGE	PHASE	LIST
F75061	7-1/2	230V	1 PH	\$3,753.00
F75064	7-1/2	230V	3 PH	3,657.00
F75065	7-1/2	460V	3 PH	3,657.00
F10061	10	230 V	1 PH	4,270.00
F10064	10	230V	3 PH	4,093.00
F10065	10	460V	3 PH	4,093.00
F15061	15	230V	1 PH	5,599.00
F15064	15	230V	3PH	4,703.00
F15065	15	460V	3 PH	4,703.00
F20064	20	230V	3 PH	5,770.00
F20065	20	460V	3 PH	5,770.00
F25064	25	230V	3 PH	6,692.00
F25065	25	460V	3 PH	6,692.00
F30064	30	230V	3 PH	7,749.00
F30065	30	460V	3 PH	7,749.00
F40065	40	460V	3 PH	9,224.00
F50065	50	460V	3 PH	12,053.00
F60065	60	460V	3 PH	14,347.00

FRANKLIN 8" MOTORS

F60085	60	460V	3 PH	14,278.00
F75085SF	75	460V	3 PH	24,899.00
F100085SF	100	460V	3 PH	30,691.00

6" CONTROL BOXES

MODEL	SIZE	LIST
F7506CBX	7-1/2	1,376.00
F1006CBX	10	2,028.00
F1506CBX	15	3,189.00



THREE PHASE CONTROLS 1Ø & 3Ø PROTECTORS & CONTACTORS



FRANKLIN CONTROLS PUMP PANELS		
STANDARD PUMP START W/ N3R SSP, MCCB DISC, & HOA SWITCH		
MODEL #	DESCRIPTION	LIST
SSP3R-S0P-J--G30	12-17 AMPS	2,700.00
SSP3R-S1P-J-G60	24-32 AMPS	3,031.00
SSP3R-S2-J-G100	40-52 AMPS	3,672.00
SSP3R-S2-J-G80	32-45 AMPS	3,672.00
SSP3R-S3-J-G125	50-68 AMPS	4,148.00
SSP3R-S3P-J-G150	60-80 AMPS	5,532.00
SSP3R-S1P-J32	1-32 AMPS **NO DISCONNECT**	1,687.00

****CALL FOR PRICING ON FRANKLIN CONTROLS,
SOFT STARTS, & VFD'S****

PUMPTec BY FRANKLIN (Low water protector)				
SIZE	VOLT	PART#	DESCRIPTION	LIST
½ - 1½	230 1Ø	pumptec	Pumptec 2w & 3w	588.00
½ - 1	230 1Ø	qdpumptec	Pumptec 3w (in cbx)	416.00
1½ - 5	230 1Ø	pumptecplus	High HP Pumptec	1105.00
ALL	230 1Ø	150814902	Surge Arrestor 1Ø	305.00
ALL	650 3Ø	155440902	Surge Arrestor 3Ø	573.00



FRANKLIN ELECTRIC CONTROL BOX COMPONENTS

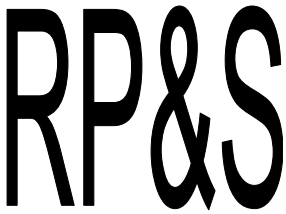
FRANKLIN QD CONTROL BOX PARTS					
DESCRIPTION	START CAPACITOR			RELAY	
	PART #	MFD	LIST	PART #	LIST
1/2 HP 115V CBX	305207-951	250-300	\$71.00	305101-906	\$138.00
1/2 HP 230V CBX	305207-905	59-71	73.00	305101-902	151.00
3/4 HP 230V CBX	305207-918	86-103	83.00	305101-903	151.00
1 HP 230V CBX	305207-913S	105-126	87.00	305101-904	151.00

FRANKLIN QD CONTROL BOX PARTS										
DESCRIPTION	# req	START CAPACITOR			# req	RUN CAPACITOR			RELAY	
		PART #	MFD	LIST		PART #	MFD	LIST	PART #	LIST
1-1/2 HP CBX	1	305207-913L	105-126	\$87.00	1	305204-902	10	\$79.00	305213-902	\$161.00
2 HP CBX	1	305207-913L	105-126	87.00	1	305204-903	20	92.00	305213-902	161.00
5 HP CBX	1	305208-919	270-324	230.00	2	305203-914	40	113.00	305213-961	220.00
7-1/2 HP CBX	1	305208-919	270-324	230.00						
7-1/2 HP CBX	1	305208-918	216-259	230.00	1	305203-909	45	150.00	305213-961	220.00
10 HP CBX	1	305208-919	270-324	230.00	2	305203-902	35	125.00	305213-961	220.00
10 HP CBX	1	305206-920	130-154	230.00						

FRANKLIN O'LOADS	START	LIST	RUN	LIST
1-1/2 HP	305215-907	37.13	NA	NA
2 HP	305215-917	37.49	305215-913	51.00
3 HP	305215-918	40.88	305215-915	39.18
5 HP	305215-919	42.60	305214-902	95.00
7-1/2 HP	305215-902	40.48	305214-921	95.00
10 HP & 15 HP	305214-903	95.00		

VOLTAGE RELAY KITS		
DESCRIPTION	PART #	LIST
1/2 HP 115V Relay Kit	305102-901	\$167.00
1/2 - 3 HP 230V Relay Only	305102-902	172.00
1/2 - 3 HP 200v Relay Only	305102-903	167.00
115V Relay Only	305213-901	164.00
1-1/2-3HP 230V Relay Only	305213-902	161.00
5-15HP 230V Relay Only	305213-961	220.00

FRANKLIN MAGNETIC CONTACTORS		
DESCRIPTION	PART #	LIST
2 - 3 HP Mag Contactor	155325-102	\$338.00
5 HP Mag Contactor	155326-101	445.00
7 1/2-10 HP Mag Contactor	155326-102	986.00



ELECTRIC WIRE SUBMERSIBLE CABLE

DEC 4010
1000' 5000
CUT 3000

WIRE SIZE	PVC TWIST	PVC FLAT JACKETED	HI-LO TWIST	HI-LO FLAT JACKETED	PVC FLAT PARALLEL	UF UG BURY
	PVCT	PVCF	HT	HF	PVCFP	UF
14/2 WG	.96	—	1.71	—	1.07	1.26
12/2 WG	1.11	1.87	1.87	2.39	1.52	1.85
10/2 WG	1.71	2.25	2.58	2.71	2.32	2.97
14/3 WG	1.25	1.93	2.08	—	1.47	1.83
12/3 WG	1.56	2.64	2.49	3.51	2.02	2.61
10/3 WG	2.37	3.00	3.37	4.91	3.40	4.00
8/3 WG	4.88	5.12	4.94	—		
6/3 WG	7.80	8.16		—		
4/3 WG	—	11.35		—		
2/3 WG		16.99				

1. PVC Twist submersible cable has a solid copper conductor.
2. All other submersible cable has stranded copper conductors.
3. All submersible cable on this page is furnished with a green ground wire. This wire should be connected with a waterproof splice, to prevent water from migrating back to the motor lead.

SPLICE MATERIALS			DSM4000
PART #	DESCRIPTION	LIST	
ET77	3/4" x 66' Splice Tape	\$ 1.54	
Scotch33	Scotch 33 Electric Tape	13.91	
Green	2" Green Tape	19.00	
Stakon1014	#14/10 Seamless StaKon	.53	
Stakon8	#8 Seamless StaKon	2.95	
Stakon6	#6 Seamless StaKon	5.25	
Stakon4	#4 Seamless StaKon	6.05	

HEAT SHRINK KITS		DHK4000
PART #	DESCRIPTION	LIST
HS3W1014	#10-14 3W SHRINK KIT	\$ 6.40
HS4W1014	#10-14 4W SHRINK KIT	7.31
HS4W8	#8 4W SHRINK KIT	15.38
HS4W6	#6 4W SHRINK KIT	19.30
HS4W4	#4 4W SHRINK KIT	21.64
HS4W2	#2 4W SHRINK KIT	25.74
HST12	1/2" X 2' BULK TUBE	19.00
HST34	3/4" X 2' BULK TUBE	33.50
HST1	1" X 2' BULK TUBE	42.00



ELECTRICAL

SWITCHES

MODEL	HP RATING	PRESSURE RANGE	DIFFERENTIAL	LIST
FSG-2	1-1/2	05 - 65	10 - 30	\$37.82
GSG-2	3	05 - 80	18 - 40	127.32
GHG-2	3	40 - 200	—	127.32
FSG-2 M4	1-1/2	Low Pressure Cut Off	10 - 30	49.95
DG-2 FORM R	2	Float Switch (Tank Fill Applications)		83.16
DG-2	2	Float Switch (Sump Pump & Solar Apps.)		75.59



MERCURY FLOAT SWITCH

MODEL	VOLTAGE	DESCRIPTION	CHORD LENGTH	LIST
JSV115V	115V	PUMP UP (CISTERN)	15'	\$103.00
JSV230V	230V	PUMP UP (CISTERN)	15'	103.00

ROBERTS FLOAT SWITCH

ROBERTS FLOAT SWITCH		\$245.00
PARTS:		
RFSBRKT	BRACKET	71.00
RFSROD	SS FLOAT ROD	12.40
RFSUBOLT	U-CLAMPS W/NUTS	8.00
RFSSTOP	STOP	4.75
SWPF6	6" PANCAKE FLOAT	40.50
SWPF8	8" PANCAKE FLOAT	58.50

TIMERS

MODEL	LIST
GM40AV TIMER	\$260.00

Roberts Float Switch assembly includes a 6" aluminum float, metal bracket, stainless steel rod, stops, clamp, and a Square D float switch



B W LIQUID LEVEL CONTROL			
MODEL	VOLT	DESCRIPTION	LIST
1500GL1	115V	Pump Up or Down	655.00
1500GL2	230V	Pump Up or Down	655.00
E1SS	na	Stainless Steel Electrode	337.00

VARIABLE SPEED FRANKLIN DRIVES



MONO DRIVE UTILITY

230 VOLT, 1/2 THRU 2 HP, 3 WIRE, 3R
CP MONO \$1,865.00

SUB DRIVE UTILITY 2 WIRE, 3R

115 VOLT 1/3 THRU 1/2 HP
230 VOLT, 1/2 THRU 1-1/2 HP
CPSD2W \$1,359.00

FRANKLIN ELECTRIC SUBDRIVE 20

1/2 THRU 2 HP SINGLE PHASE 3 WIRE
CP20 1-1/2, 2HP 3 PHASE \$2822.00

FRANKLIN ELECTRIC SUBDRIVE 30

1, 1-1/2, 2 HP SINGLE PHASE 3 WIRE
CP30 1-1/2, 2, 3 HP 3 PHASE \$3,891.00

FRANKLIN ELECTRIC SUBDRIVE 50

Variable speed control for 3 HP & 5 HP pumps
CP50 NEMA 3R \$5,236.00

FRANKLIN PRESSURE SENSOR

ITEM		LIST
223995901	USED WITH MONO & SUBDRIVE	\$179.00
TRANSDUCER 100	100# 4-20MA TRANSDUCER	\$511.00

PART #	DESCRIPTION	LIST
CPSM125NL	Constant Pressure Manifold	\$182.71
CPWMP114	Constant Pressure Wall Mount Package	\$475.00
CPWMP114LT	Constant Pressure Wall Mount Package Less Tank	\$400.00
CPWMP114W101	Constant Pressure Wall Mount Package w/ WX101	\$510.00
CPWMP114W102	Constant Pressure Wall Mount Package w/ WX102	\$590.00
CPWMP114W103	Constant Pressure Wall Mount Package w/ WX103	\$780.00
CPWMP2	Constant Pressure Wall Mount Package	\$835.00
CPWMP2LT	Constant Pressure Wall Mount Package Less Tank	\$510.00



PENTEK INTELLIDRIVE VARIABLE SPEED DRIVE



INCLUDES: TRANSDUCER AND 10' CABLE

1 PHASE INPUT 1PHASE OR 3 PHASE OUTPUT

NEMA 3R ENCLOSURE

KEYPAD IS DESIGNED FOR SIMPLE,
"PLUG AND PLAY" OPERATION

PENTEK INTELLIDRIVE PUMP CONTROLLER
Variable Frequency Drive

Model Number	Motor Type	Maximum HP	Input Voltage	Maximum Output Amps	Enclosure Type	List Price
PID10	2 Wire - 1 Phase	1 HP	190V-265V	9.5 A	Nema3R outdoor	\$2,968
	3 Wire - 1 Phase			7.5 A		
	3 Wire - 3 Phase			5.0 A		
PID20	2 Wire - 1 Phase	1-1/2 HP		11.0 A		\$3,600
	3 Wire - 1 Phase	2 HP		13.5 A		
	3 Wire - 3 Phase	2 HP		8.5 A		
PID30	2 Wire - 1 Phase	1-1/2 HP		11.0 A		\$5,297
	3 Wire - 1 Phase	2 HP		13.5 A		
	3 Wire - 3 Phase	3 HP		11.5 A		
PID50	3 Wire - 3 Phase	5 HP	18.0 A	\$6,600		

ACCESSORIES		
U17-1561-R	4-20MA 0-100 PSI TRANSDUCER	\$561.00
PSC300	25 FT TRANSDUCER CABLE	\$148.00
U17-2000	4-20MA 0-300PSI TRANSDUCER	\$843.00
VFD-SGA	LINE-LOAD SURGE ARRESTOR	\$572.00
VFDWS	MOISTURE SENSOR	\$327.00

VARIABLE SPEED GOULDS DRIVES

GOULDS 3AS20 VFD
 Variable speed control for 1-1/2 & 2 HP
 pumps using 3 phase motors. Uses same
 HP rating for motor and pump end. NEMA
 3R rain tight enclosure.
 LIST \$2,565.00

GOULDS 3AS30 VFD
 Variable speed control for 3 HP pumps.
 LIST 4,129.00

GOULDS 3AS50 VFD
 Variable speed control for 5 HP pumps.
 LIST \$6,164.00

GOULDS 1AS15 VFD
 Single phase 2W or 3W
 LIST \$2,935.00

GOULDS TRANSDUCERS & CABLES		
9K744	100 LB VOLTAGE TRANSDUCER	\$554.00
9K746	200 LB VOLTAGE TRANSDUCER	\$1352.00
9K547	AQUAVAR SOLO TRANSDUCER CABLE 25FT	\$726.00
9K399	SPD TRANSDUCER CABLE 30FT	\$558.00
9K585	WATER SENSOR	\$646.00
6K210	GAUGE GUARD	\$576.00



AMTROL INC.

PRO ACCESS WELL-X-TROL PRESSURE TANKS

MODEL	DIMENSIONS	WEIGHT	PIPE SIZE	DRAW 30/50	LIST
WX101	8 X 12-5/8	5	3/4" NPTM	.7	\$189.60
WX102	11 x 15	9	3/4" NPTM	1.5	\$263.05
WX103	11 X 23-3/4	15	3/4" NPTM	2.9	\$440.53
WX104	15-3/8 X 17-3/4	20	1" NPTM	3.5	\$487.64
WX201	15-3/8 X 24	27	1" NPTF	4.8	\$598.44
WX202	15-3/8 X 32	35	1" NPTF	6.8	\$645.00
WX203	15-3/8 X 46	43	1" NPTF	10.9	\$1016.00
WX205	22 X 29-1/2	61	1-1/4" NPTF	11.6	\$1063.00
WX250	22 X 35-5/8	69	1-1/4" NPTF	15	\$1283.00
WX250UG	22 X 33-3/8	63	1-1/4" NPTF	15	\$1885.14
WX251	22 X 46-3/4	92	1-1/4" NPTF	21.1	\$1707.00
WX251UG	22 X 44-1/2	83	1-1/4" NPTF	21.1	\$2090.41
WX255	22x56-1/4	103	1-1/4NPTF	27.5	\$1727.00
WX302	26 X 47	123	1-1/4" NPTF	29.2	\$1830.00
WX350	26 X62	166	1-1/4" NPTF	40.5	\$2747.00

WELL-X-TROL PRO-ACCESS

STAINLESS STEEL CONNECTION

Meets ANSI/NSF 61 Standards

PRESSURE SUPPORT

Deep-drawn steel domes for extra strength

(twice the strength of rolled steel)

BUTYL DIAPHRAM

Heavy-duty butyl diaphragm meets FDA requirements for potable water supply.

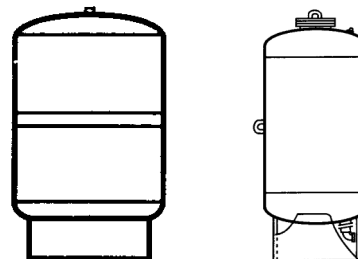
Does not support bacteria growth.

POLYPROPYLENE LINER

Provides a rigid water reservoir that is 100% corrosion resistant.

ASME APPROVED TANKS AVAILABLE

ST-5	Expansion Tank	\$94.26
ST-12	Expansion Tank	\$153.15




THIS PAGE INTENTIONALLY LEFT BLANK



WELL-MATE PRESSURE TANKS

Model	Dimensions	Volume	30/50	List Price
WM 4	16x27	15	4	\$ 668.00
WM 6	16x32	20	6	777.00
WM 9	16x44	30	9	1139.00
WM 12	16x57	40	12	1542.00
WM 14 WB	21x41	47	14	1581.00
WM 20 WB	24x43	62	19	1754.00
WM 23	21X62	80	23	2035.00
WM 25 WB	24x56	87	26	2151.00
WM 35 WB	24x74	119	36	3148.00



FLEXCON IN WELL TANKS		
IWPL4	In Well PVC Tank	\$1158.00

WellMate Tanks are made of tough composite materials reinforced with fiberglass and epoxy resin. They are corrosion-proof, perform better than galvanized tanks and improve your water system's efficiency to save wear and tear on your pump.

Environmentally safe, 100% lead-free.

No steel means no corrosion.

Five-year warranty

Virtually maintenance free

BLANK PAGE

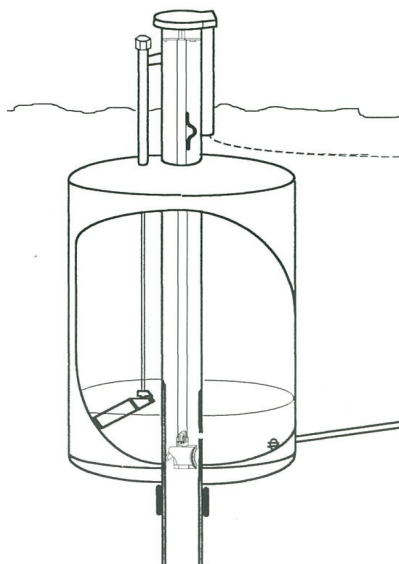


DIRECT

BURY TANK UNITS

DBT3333

Direct Bury Tanks are manufactured in Nebraska from the finest materials. Each tank is rated at 100psi working pressure. The proven water connection seal will provide years of trouble free operation. Direct air release system will operate at pressures ranging from 20 to 80psi. It is constructed of noncorrosive materials and is fully field serviceable. This unique air volume control system eliminates air logging problems.



DBT DRAW DOWN CHART			
MODEL	20/40	30/50	40/60
DBT75	19.3	15.6	12.8
DBT125	29.8	27.3	23.3
DBT160	44.2	36.3	30.7

Direct easy pull pitless connection eliminates "O" ring hangup or damage during installation or removal. Direct Bury Tanks are furnished with a water-tight cap, air release valve, and two 1"rubber-bleeder valves.

SPECIFICATIONS & PRICE LIST					
MODEL	BURY DEPTH	DROP TAP	DISCH. TAP	WEIGHT	LIST
DBT754WT	4-1/2	1-1/4	1-1/4	385	2389.00
DBT755WT	4-1/2	1-1/4	1-1/4	395	3056.00
DBT1254WT	4-1/2	1-1/4	2	560	3200.00
DBT1255WT	4-1/2	1-1/4	2	570	3683.00
DBT1604WT	5-1/2	1-1/4	2	635	3583.00
DBT1605WT	5-1/2	2	2	645	4350.00

BURY TANK PARTS & ACCESSORIES		
DESCRIPTION	PART #	LIST
DBT AIR VOLUME CONTROL	DAVC	120.00
DBT AIR VENT PLUG	DVP	106.00
DBT O-RING	DBTOR	10.00


WHITEWATER TANK PARTS & ACCESSORIES				
DESCRIPTION	PART #	4" LIST	5"LIST	6"LIST
PAT WATERTIGHT CAP	WW300#	325.00	—	—
SPOOL O'RING	WW#ORING	32.00	38.00	44.00
1-1/2" VENT PLUG	WWVP	95.00	95.00	95.00
AVC AIR UNLOADER	WWAVC	51.00	51.00	51.00
SPOOL	WW#SPOOL	307.68	269.22	307.68

THIS PAGE LEFT INTENTIONALLY BLANK



TANK TEES GAUGES SNIFTERS

TANK TEES				
Model	Brand	Material	Size	List
AT100	MERRILL	GALV.	1"	32.60
AT125B	MERRILL	GALV.	1-1/4"	38.00
BAT125	MERRILL	BRASS	1-1/4MX1F 1-3/4 TAP	60.60
BAT1252	MERRILL	BRASS	1-1/4MX1F 2-3/4 TAPS	71.0
BAT100	MERRILL	BRASS	1"M X 3/4F X 11	102.00
BCT100	MERRILL	BRASS	1"	35.70
BCT125	MERRILL	BRASS	1-1/4"	38.50




SNIFTER VALVES		
SIZE	DESCRIPTION	LIST
1/8" SNL18	NORMAL SPRING	\$2.60
1/4" SNL14	NORMAL SPRING	3.78



JET PUMP TANK MOUNTS	
MODEL	LIST
PMB 1	\$30.36

PRESSURE GAUGES		
MODEL	RANGE	LIST
PG-1	0 - 100 LBS	\$6.75
PG-2	0 - 200 LBS	6.75
PGL21	100# LIQUID FILLED	12.19
PGLB1	100# LIQUID FILLED BACKMOUNT	12.85

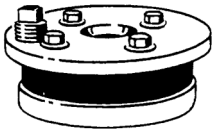


BLEEDBACK VALVES			
MODEL	MATERIAL		LIST
#539	3/4"	BRASS	\$14.26
PO-100	1"	RUBBER	3.23

TORQUE ARRESTOR		
MODEL	MATERIAL	LIST
TA-48	RUBBER	\$23.80



CAST IRON & PVC WELL SEALS




WELL I.D.	SIZE & DESCRIPTION	LIST
CAST IRON WELL SEALS CIWS+SIZE		
4"	SINGLE HOLE 1" OR 1-1/4"	70.19
4"	SINGLE HOLE 1-1/2" OR 2"	81.51
4"	SINGLE HOLE OFFSET 4X1-1/4or1	70.19
4-1/2"	SINGLE HOLE 1" THUR 1/4"	116.11
5"	SINGLE HOLE 1" THRU 2"	121.79
6"	SINGLE HOLE 1" THRU 2"	140.89
6"	SINGLE HOLE 3" OR 4"	139.66
8"	SINGLE HOLE 3" OR 4"	458.00
10"	SINGLE HOLE 3" OR 4"	418.00
PVC WELL SEALS PVCWS+SIZE		
4"	SINGLE HOLE 1" THRU 2"	\$39.27
4-1/2"	SINGLE HOLE 1" THRU 2"	51.00
5"	SINGLE HOLE 1" THRU 2"	55.09
6"	SINGLE HOLE 1" THRU 2"	61.11

AIR VOLUME CONTROLS

Part #	Description	Manufacturer	List Price
AE10	PLASTIC DEEP WELL	Robert Shaw	\$22.00
SWL	METAL SHALLOW WELL	Ametek	141.00
DWJ	METAL DEEP WELL	Ametek	115.00
DWJP	PLASTIC DEEP WELL	Ametek	64.00
AV45	JET (non-repairable)	Brady	16.50
AV100	JET (non-repairable)	Brady	17.70




DWJ



SWL



CHECK VALVES & FOOT VALVES



FLOMATIC #80 F x F CHECK VALVE

SIZE	MODEL	LIST
1/2"	8012	\$85.00
3/4"	8034	86.00
1"	80VFD1	121.00
1-1/4"	80VFD114	167.00
1-1/2"	80VFD112	235.00
2"	80VFD2	370.00
3"	803	1,783.00
4"	804	3,116.00

FLOMATIC #80DI CHECK DUCTILE IRON Fx F

3"	80DIVFD3	824.00
4"	80DIVFD4PLG	1366.00
6"	80DIVFD6PLG	2966.00

FLOMATIC #80B CHECK W/ 2 TAPS

1"	1/8I 1/4O	158.00
1-1/4"	1/8I 1/4O	202.00

FLOMATIC #80C CHECK W/ 3 TAPS

1"	1/8I 2 1/4O	158.00
1-1/4"	1/8I 2 1/4O	202.00

80M & 100M CHECKS M x F

SIZE	MODEL	LIST
1"	80M	118.00
2"	80M	294.00
1-1/4 x 1	100M	119.00
1-1/4"	100M	219.00

BRASS SWING CHECKS FxF

MODEL	SIZE	LIST
BSC34	3/4	27.79
BSC1	1	37.91
BSC114	1-1/4	64.66
BSC112	1-1/2	80.18
BSC2	2	130.17
BSC3	3	390.75
BSC4	4	651.31

PVC SWING CHECKS

PSCK3	3	124.61
PSCK4	4	176.43

FLOMATIC FOOT VALVES

60S34	3/4	96.00
60S1	1	109.00
60S114	1-1/4	124.00
60S112	1-1/2	219.00
60S2	2	311.00

FLOMATIC SS CHECK VALVE

CODE	SIZE	LIST
100SS1	1"	\$116.00
100SS114	1	167.00
100M114SS	1-1/4"	142.00
100M114X1SS	1-1/4X1	122.00
100M1SS	1"	118.00
80114SS	1-1/4"	132.00

MIDWEST 530 F x F CHECK VALVE 530CV

SIZE	LIST
3/4"	71.23
1"	84.28
1-1/4"	96.99
1-1/2"	136.91
2"	192.48

MONITOR CHECK VALVE FPT X FPT M530

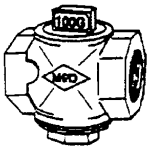
SIZE	LIST
1"	72.85
1-1/4"	91.80
2"	184.19



GATE & BALL VALVES



GVB



MGV

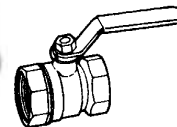
BRASS GATE VALVES		
MODEL	SIZE	LIST
NPT THREAD		
GVB12	1/2"	\$20.71
GVB34	3/4"	28.29
GVB100	1"	42.06
GVB114	1-1/4"	59.35
GVB112	1-1/2"	75.44
GVB2	2"	114.82
GVB212	2-1/2"	212.04
GVB3	3"	288.28
GVB4	4"	446.00

GAS VALVES		
PART#	SIZE & DESCRIPTION	LIST
BRASS BODY		
MGV12	1/2" Br. Tee Hndle Valve	\$22.62
MGV34	3/4" Br. Tee Hndle Valve	39.94
MGV1	1" Br. Tee Hndle Valve	78.22
MGV114	1-1/4" Br. Tee Hndle Valve	112.41
MGV112	1-1/2" Br. Tee Hndle Valve	159.23
MGV2	2" Br. Tee Hndle Valve	195.53
IRON BODY		
MGVI12	1/2" Iron Body Valve	47.77
MGVI34	3/4" Iron Body Valve	62.99
MGVI1	1" Iron Body Valve	80.64
MGVI114	1-1/4" Iron Body Valve	107.19
MGVI112	1-1/2" Iron Body Valve	112.64
MGVI2	2" Iron Body Valve	211.43

BRASS BALL VALVES		
MODEL	SIZE	LIST
NPT THREAD		
BVB18	1/8"	\$20.27
BVB14	1/4"	12.23
BVB38	3/8"	12.15
BVB12	1/2"	15.89
BVB34	3/4"	24.00
BVB1	1"	39.12
BVB114	1-1/4"	60.46
BVB112	1-1/2"	81.85
BVB2	2"	113.51
BVB212	2-1/2"	280.12
BVB3	3"	372.77
BVB4	4"	688.21
GAS BALL VALVE		
GBV12	1/2"	20.71
GBV34	3/4"	28.29
BRASS SWEAT		
BVC12	1/2"	\$14.71
BVC34	3/4"	22.74
BVC1	1"	37.06
BVC114	1-1/4"	56.84
BVC112	1-1/2"	78.82
BVC2	2"	119.41
BVC3	3"	338.18
BVC4	4"	639.66
PBVT+SIZE		
PVC BALL VALVES (SLIP OR THREAD)		
PBV12	1/2"	\$19.61
PBV34	3/4"	23.26
PBV1	1"	31.62
PBV114	1-1/4"	41.84
PBV112	1-1/2"	63.88
PBV2	2"	80.74



PBV



BVC



MONITOR VALVES CURB BOXES & ACCESSORIES

MSV1



MODEL	SIZE	DESCRIPTION	LIST
-------	------	-------------	------

MSV34	3/4"	3/4" Stop Minn Pat 10287	\$160.99
MSV1	1"	1" Stop Minn Pat 10287	283.13
MSV114	1-1/4"	1-1/4" Stop Minn Pat 10287	484.13
MSV112	1-1/2"	1-1/2" Stop Minn Pat 10287	575.72
MSV2	2"	2" Stop Minn Pat 10287	959.12

MSC34



MSWV34	3/4"	3/4" Stop & Waste M/P 10288	\$171.49
MSWV1	1"	1" Stop & Waste M/P 10288	294.45
MSWV114	1-1/4"	1-1/4" Stop & Waste M/P 10288	445.45
MSWV112	1-1/2"	1-1/2" Stop & Waste M/P 10288	587.31
MSWV2	2"	2" Stop & Waste M/P 10288	971.36
4701B2234	3/4"	3/4" Corp Stop CTS Comp x AWWA	150.86
4701B221	1"	1" Corp Stop CTS Comp x AWWA	253.99

CB25212



CK72



CB11451122	1-1/4" x 5'	Curb Box 2" x 1-1/2" Tap	\$194.39
3CBK	3 FT.	Curb Box Key	102.38
6CBK	6 FT.	Curb Box Key	221.52
CB25212	2" x 5'	Curb Box 2-1/2" Tap	392.81
CB25312	2" x 5'	Curb Box 3-1/2" Tap	392.81

94E	42" - 60"	Adjustable Buffalo Box	339.45
94EE24	24"	Extension for 94E Buffalo Box	102.45
SR614	1-1/4" x 6'	Shutoff Rod 84154-6	74.48
SR314	1-1/4" x 3'	Shutoff Rod 84154-3	70.54
SR312	1-1/2" x 3'	Shutoff Rod 84353	84.33
3SOR	3'	Shut Off Key 010321904	152.16
6SOR	6'	Shut Off Key 010321910	156.86
PKEY		Pentagon Key	18.20



PKEY

PRESSURE REDUCING VALVES

Model	Size	List
6000SI-34	3/4"	139.55
6000SI-1	1"	212.29
6000SI-114	1-1/4"	732.00

PRESSURE RELIEF VALVES

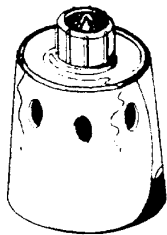
Part #	Description	List
PRV50	1/2" Adjustable 75 psi	17.70
PRV757	3/4" Adjustable 75 psi	20.80
PRV75	3/4" x 1/2" Adjust 75 psi	19.00
PRVHD100	1" Heavy Duty Adj	176.30
PRVHD125	1 1/4" Heavy Duty Adj	218.00



STOCK TANK FLOW & DRAIN VALVES



**STOCKWATER
FLOAT VALVES**



HFV-1

MODEL	DESCRIPTION	LIST
STOCKWATER VALVES		
SWVA34	3/4" STOCKWATER VALVE ASSEMBLY	\$101.00
SWVA34B	3/4" STOCKWATER VALVE ASSEMBLY W/BLEEDER	122.00
SWVA1	1" STOCKWATER VALVE ASSEMBLY	103.00
SWVA1B	1" STOCKWATER VALVE ASSEMBLY (W/BLEEDER)	122.00
SWVA114	1-1/4" STOCKWATER VALVE ASSEMBLY	112.00
SWV34	3/4" STOCKWATER VALVE ONLY	56.00
SWV34B	3/4" STOCKWATER VALVE ONLY W/BLEEDER	77.00
SWV1	1" STOCKWATER VALVE ONLY	58.00
SWV1B	1" STOCKWATER VALVE ONLY (W/BLEEDER)	79.00
SWV114	1-1/4" STOCKWATER VALVE ONLY	67.00
SWV114B	1-1/4" STOCKWATER VALVE ONLY (W/BLEEDER)	88.00
STOCKWATER PARTS		
SWF	METAL STOCK WATER FLOAT (with chain)	45.00
SWSMK	STOCKWATER SIDE MOUNT KIT	44.50
SWRK	STOCKWATER RISER KIT 3/4 " 1" 1-1/4"	43.50
SWRK2	STOCKWATER RISER KIT 1-1/2" 2"	65.00
SWP	Poppets for Stock Water Valve	23.00
SWPW	Rubber Discs for SWV Poppets	2.35
SWBV	Drain Assembly	15.00
SWPF6	6" Stockwater Pan Float	39.00
SWPF8	8" Stockwater Pan Float	56.00
SWPF12	12" Stockwater Pan Float	66.00

HUDSON FLOAT VALVES		
HFV1	HUDSON HIGH PRESSURE FLOAT VALVE	61.42
HK4	REPAIR KIT FOR HUDSON VALVE (with screen)	25.98

VACUUM VALVES			
SIZE	MODEL	DESCRIPTION	LIST
3/4"	VB222	HOSE VACUUM	\$7.56
3/4"	HBVB34	BRASS VACUUM	6.91
1"	AVP-1	PLASTC WATERMAN	48.36
1"	CRP8	THREE WAY VALVE	165.53
1-1/2"	AV-150B	ALUM. WATERMAN	73.75
2"	AV-150B2	ALUM. WATERMAN	94.25

FLOMATIC FLOW VALVES			
DOGX	1 - 30 GPM	1" FLOW VALVE	\$93.71
DOLE FLOW VALVES ARE IN STOCK FROM 1 GPM TO 10 GPM. OTHER FLOW RATES AND SIZES MAY BE SPECIAL ORDERED.			

BOILER DRAIN VALVES		
SIZE	MODEL	LIST
1/2"	BV12	\$17.22
3/4"	BV34	19.14


WHEEL HANDLE STOP & WASTE VALVES		
SIZE	MODEL	LIST
1/2"	HSWV 50	\$15.74
3/4"	HSWV 75	21.39

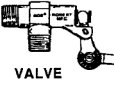
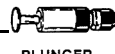





BOB LIVESTOCK WATERING VALVES

BOB VALVES COMPLETE WITH FLOAT			
SIZE	MODEL	FLOAT	LIST
3/8"	R400-3/8-3P	POLY 5"	\$104.51
1/2"	R400-1/2-3P	POLY 5"	115.39
3/4"	R400-3/4-3P	POLY 5"	142.00
1"	R400-1-3P	POLY 6"	195.25



BOB VALVE REPLACEMENT PARTS							
 VALVE	VALVE ONLY		LIST	 PLUNGER	PLUNGER KITS		LIST
	R400-3/8		\$62.12		3/8"	KB200	\$20.39
	R400-1/2"		62.12		1/2"	KB210	32.03
	R400-3/4"		88.76		3/4"	KB220	42.24
	R400-1		133.12	1"	KB230	77.33	
INCLUDES	PLUNGER REPAIR KIT		LIST	Plunger kit includes plunger & cotter pin.			
DISC	3/8"	KB100	\$8.31				
CUP	1/2"	KB110	10.57				
COTTER PIN	3/4"	KB120	13.16				
	1"	KB130	15.12				

Arm kit includes short arm, long arm, thumb screw, & cotter pin.

ARM KIT		
PART #	LIST	
KB300	\$38.57	


COTTER PIN & S HOOK		
PART#	LIST	
R-481	3.26	
R104672-1	3.37	


STEM W/THREAD	LIST
R-450-10	\$13.20

BRASS STEM W SWIVEL		
PART #	LIST	
R-380	43.92	
V-202	24.84	

BRASS STEM W THD & HOLE		
PART #	LIST	
R-431-10	\$18.60	

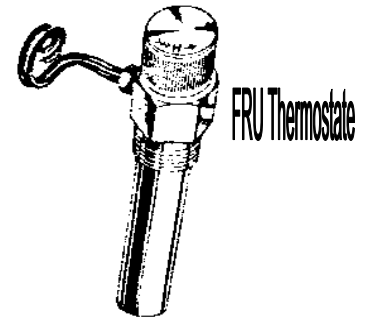
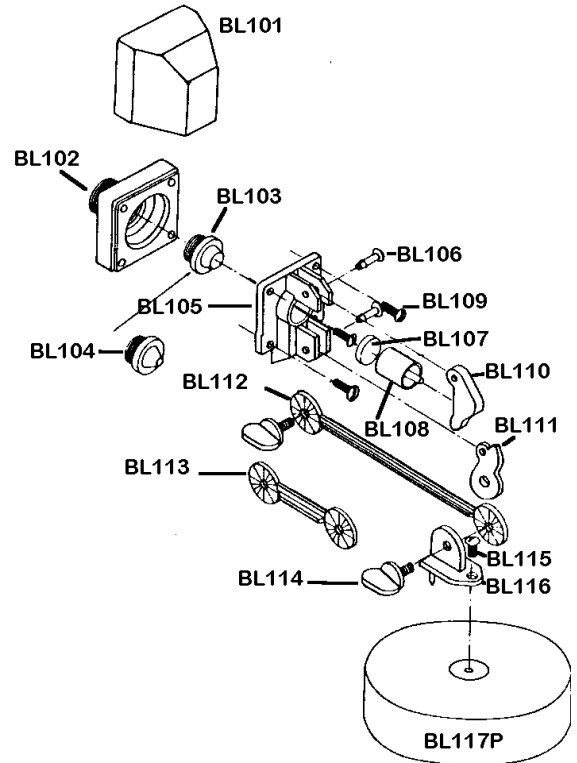
THUMB SCREW		
PART #	LIST	
R-480	\$8.36	

COPPER FLOATS		
PART #	LIST	
R-440-4	80.81	
R-440-5	108.69	
R-440-6	143.12	

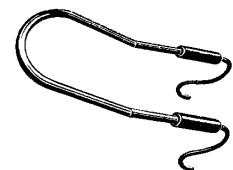
POLYPROPYLENE FLOATS		
PART #	LIST	
PF-5	33.83	
PF-6	40.00	
PF-8	46.87	

BRASS ADAPTER PLUG		
PART #	LIST	
R-434-0	\$11.02	

FRANKLIN VALVE & PARTS		
Part #	Description	LIST
COMPLETE VALVES		
BL119	3/4 Valve w/float (cattle)	\$93.33
BL120	1/2 Valve w/float (hog)	93.33
BL121	1/2 Valve only (hog)	57.41
BL122	3/4 Valve only (cattle)	57.41
VALVE PARTS		
BL101	Valve Cap	\$8.92
BL102	Valve Base	19.51
BL103	Large Inlet (cattle waterer)	13.59
BL104	Small Inlet (hog waterer)	13.59
BL105	Valve Top	20.59
BL106	Lock Pins (nylon)	2.67
BL107	Plunger Seat	2.96
BL108	Plunger (less seat)	11.71
BL109	Base Screw	1.59
BL110	Upper Arm	6.88
BL111	Lower Arm	6.88
BL112	Long Valve Arm	20.29
BL113	Short Valve Arm	20.29
BL114	Thumb Screw (nylon)	2.67
BL115	Float Connector Screw	2.81
BL116	Float Connector	5.79
BL117P	Poly Float (for all waterers)	22.17
FLEXHOSE	3/4" Flex Hose Kit	66.63



ELECTRICAL COMPONENTS		
200WE	200 Watt Heating Element	38.96
FR285	FR 285 Heat Element	79.58
FRUTHERM	FRU Thermostat	179.12
MAVERICK	Maverick Thermostat	81.92
30WE	30 Watt Inline Heating Element	72.58
100WE	100 Watt Immersion Element	124.04
80WE	80 Watt Immersion Element	124.04
IH65	IH 65 Insta Heater	97.08



BUTTERFLY VALVES

BUTTERFLY VALVES			
Size	Lug/Lever BFV	Wafer/Lever WDNL	Wafer/Gear WDNG
2-1/2"	111.17	—	—
3"	148.22	118.94	167.82
4"	181.74	135.22	208.55
6"	262.90	210.18	286.75
8"	—	296.52	392.65
10"	—	400.81	506.71

CALL FOR BULK PRICING



#442 FLUSH CAP MW442+SIZE		
SIZE	STROKE	LIST
1-11/16 X 18	10	\$281.24
1-13/16 X 18	10	300.29
2 X 18	10	305.16
2-1/4 X 18	10	329.79
2-1/2 X 18	10	371.61
3 X 18	10	523.71
1-11/16 X 16	8	\$277.00
2 X 16	8	308.24
2-1/4 X 16	8	324.99
2-1/2 X 16	8	367.08



442



443

#446 BRASS BARREL 446+SIZE	
SIZE	LIST
2 X 24"	\$174.49
2 X 30"	210.58
3 X 24"	441.63
3 X 30"	553.07

#450 EUREKA MW450+SIZE			
SIZE	CYL ID	STROKE	LIST
2	1-13/16	10	\$890.60
2	1-13/16	14	921.62
2-1/2	2-1/4	10	890.60
2-1/2	2-1/4	14	921.62
3	2-3/4	14	9996.10

450

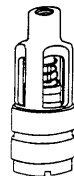


#A 76 CYLINDER MWA76+SIZE		
SIZE	STROKE	LIST
1-3/4 X 20"	10	\$628.06
2" X 24"	12	550.22

#443 DEEP WELL 2L MW443+SIZE			
SIZE	STROKE	PLNGR	LIST
2-1/4 X 30	20	2L	\$635.52
2-3/4 X 30	18	2L	862.91
3-3/4 X 30	18	2L	1470.12

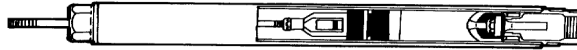
TUBULAR WELL VALVES		
SIZE	460 PLNGR	461 CHECK
2"	\$125.29	\$140.05
2-1/2"	175.56	249.31
3"	217.28	272.42
4"	451.56	466.80

RUBBER PACKERS FOR 461 CHECK			
SIZE	PART #	MODEL	LIST
2"	MWRP2	#703	\$22.61
2-1/2"	MWRP212	#703	97.47
3"	MWRP3	#703	31.50
4"	MWRP4	#703	30.91





MIDWEST CYLINDER REPAIRS



MIDWEST #442 CYLINDER REPAIRS							
DESCRIPTION	PART #	1-11/16	1-13/16	2	2-1/4	2-1/2	3
16" BARREL	MW2B+SIZE	\$87.73	\$73.18	\$98.98	\$110.78	\$125.72	\$225.11
18" BARREL	MW2B+SIZE	92.33	77.01	107.95	119.40	152.92	236.58
TOP CAP	MW2TC+SIZE	27.70	29.72	34.89	35.19	48.45	57.39
BOTTOM CAP W CHK	MW2BCWC+SIZE	80.04	83.78	93.49	107.61	118.63	192.76
PLUNGER VALVE	MW2P+SIZE	87.12	95.33	99.37	121.04	132.58	165.31
PLUNGER POPPET	MW2PP+SIZE	7.62	8.69	8.83	9.31	11.13	23.70
CHECK POPPET	MW2CP+SIZE	24.37	—	—	33.39	35.43	46.76
CHK PPT RUBBER	MW2PR+SIZE	3.67	—	—	1.82	2.02	2.26
PLGR FOLLOWER	MW2PF+SIZE	21.90	24.66	27.10	27.91	31.19	38.96
PLUNGER CAGE	MW2PC+SIZE	33.00	29.33	29.48	31.04	38.12	49.81
PLUNGER RING	MW2PRG+SIZE	7.67	—	8.53	8.36	11.00	—



MIDWEST #443 CYLINDER REPAIRS					
DESCRIPTION	PART #	1-13/16	2-1/4	2-3/4	3-3/4
BARREL	MW3B+SIZE	\$126.68	\$335.39	\$384.46	\$761.11
TOP CAP	MW3TC+SIZE	71.25	91.39	97.34	202.04
BOTTOM CAP	MW3BC+SIZE	96.76	90.67	111.33	154.23
PLUNGER 2 LEA.	MW3P+SIZE	155.12	176.35	242.21	531.94
PLUNGER CAGE	MW3PC+SIZE	48.26	61.12	67.38	131.41
PLGR FOLLOWER	MW3PF+SIZE	31.34	40.66	52.89	131.68
PLUNGER RING	MW3PR+SIZE	24.06	8.36	15.72	59.94
CHK & PLGR PPT	MW3CPP+SIZE	20.85	33.10	52.59	120.53
PPT FACING	MW3CPPF+SIZE	—	1.82	3.59	45.98
CHECK COMPLETE	MW3C+SIZE	111.88	158.52	209.38	370.68
CHECK BTTM	MW3CB+SIZE	28.90	37.02	45.60	92.16




MIDWEST #450 EUREKA CYLINDER REPAIRS				
Part #	Description	2"	2-1/2"	3"
MW450B	#450 24" BBL	148.14	283.46	283.46
MW450SD	#450 Spring Dog	69.90	182.57	210.68
MW450P	#450 Plunger Valve Comp.	124.95	174.76	222.05
MW450C	#450 Check Valve Comp.	164.09	182.11	228.66

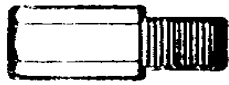


ROD COUPLINGS

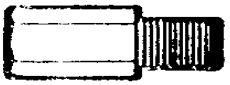
DRC3333




#720 COUPLING	
FRT X FRT	RC720+SIZE
SIZE	LIST
3/8 X 3/8	\$2.70
3/8 X 7/16	2.70
3/8 X 1/2	6.19
7/16 X 7/16	2.70
1/2 X 7/16	7.37
5/8 X 7/16	5.90
5/8 X 1/2	6.94
5/8 X 5/8	5.16
5/8 X 7/8	34.34
1/2 X 1/2	5.35




#585 COUPLING	
MRT X FRT	RC585+SIZE
SIZE	LIST
7/16 X 1/2	\$33.70
7/16 X 5/8	37.51
7/16 X 7/8	39.03
1/2 X 5/8	35.02
1/2 X 7/8	35.02
5/8 X 7/16	36.89
5/8 X 1/2	36.89
5/8 X 7/8	39.44
7/8 X 5/8	37.86



#586 COUPLING	
MPT X FRT	RC586+SIZE
SIZE	LIST
3/8 X 7/16	\$49.29
3/8 X 1/2	45.84
3/8 X 5/8	50.37
3/8 X 7/16	49.29
1/2 X 5/8	50.56
1/2 X 7/8	51.88



#587 COUPLING	
MRT X FPT	RC587+SIZE
SIZE	LIST
3/8 X 7/16	\$50.47
3/8 X 5/8	51.03
3/8 X 7/8	40.48
1/2 X 7/16	46.92
1/2 X 1/2	46.92
1/2 X 5/8	46.92
1/2 X 7/8	46.92
5/8 X 3/8	51.03



WOOD ROD COUPLING WRC+SIZE	
SIZE	LIST(PAIR)
1-1/8" 4 HOLE	\$94.44
1-3/8" 6 HOLE	138.89

FIBERGLASS ROD		
DFR3333		
SIZE		LIST
3/4"X21 AQUAFLEX AW	AFFR34X21	7.57
5/8"X21 AQUAFLEX AW	AFFR58X21	6.82
5/8"X18 AQUALITE AW	ALFR58X18	6.82
5/8"X21 AQUALITE AW	ALFR58X21	6.82

STEEL WELL ROD		
THREADED W/O CPLG		
DWR4000	SWR+SIZE	
SIZE	LENGTH	LIST
3/8"	18'	\$2.84
3/8"	21'	2.80
7/16"	18'	5.25
7/16"	21'	5.25


ASH WOOD ROD			
DWR333			
SIZE	PART #	DESCRIPTION	LIST
1-1/8	AWPR118	9 pieces/bundle	\$12.93
1-3/8	AWPR138	9 pieces/bundle	15.00

STEEL SINKER BAR	135.00
------------------	--------

VARIOUS SIZES IN STOCK
CONTACT YOUR SALESMAN FOR INFORMATION

BAKER PUMP JACKS & PARTS

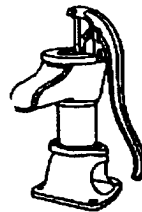
PART #	DESCRIPTION	LIST
90ZA	SET ANGLE PITMANS	303.35
E80	WRIST PIN WASHER	4.42
O460	ROD GUIDE BUSHING	21.55
ZA1	MOUNTING CLAMP	54.64
ZA6	ANGLE ARM BUSHINGS	17.63
ZA19	CROSSHEAD PIN	37.61
ZA22	WRIST PIN (STROKE ARM)	53.62
ZA24	6" C.I. STROKE ARM W/PIN	311.36
ZA26	ADAPTER COLLAR	9.13
ZA28	CROSSHEAD (ZA)	149.11
ZA61	BELT SET	109.46
ZA63	PUMP ARM KEY	19.82
ZA70	SNAP RING FOR ZA22	5.08
ZA333	CASE GASKET	124.44



PIPE HOLDERS		
DPH333	201PH	
SIZE	MODEL	LIST
1" - 2"	BAKER 201PH	470.31

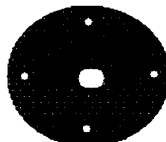
WINDMILL WELL SUPPLIES

BAKER WELL FLANGES BF		
PART #	SIZE	LIST
10MP	1" Well Pipe	\$118.38
11MP	1-1/4" Well Pipe	109.70
13MP	2" Well Pipe	118.79
14MP	2-1/2" Well Pipe	130.76
15MP	3" Well Pipe	120.24
16MP	4" Well Pipe	130.99




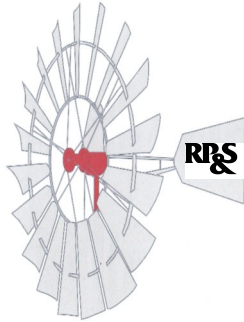
PITCHER PUMP		
PART #	DESCRIPTION	LIST
PP2	Open Spout	\$148.44

WOODEN PUMP POLES PUMMPOLE	
DESCRIPTION	LIST
1-3/8 X 1-1/2 X 14'	\$65.00





WELL LEATHERS



TREATED PREMIUM LEATHERS		
MODEL	SIZE	LIST
R12	1-1/2	6.07
R12	1-11/16	6.69
R12	1-13/16	6.69
R12	1-7/8	6.69
R12	2	7.81
R12	2-1/16	7.81
R12	2-1/4	8.57
R12	2-1/2	9.55
R12	2-3/4	10.41
R12	3	11.67
R12	3-1/16	11.67
R12	3-3/4	20.05
R12	4	20.56

WELL LEATHERS		
MODEL	SIZE	LIST
#706/#707	1-1/4	9.08
#706/#707	1-1/2	10.23
#706/#707	1-11/16	9.62
#706/#707	1-7/8	10.97
#706/#707	2	13.02
#706	2-1/16	14.24
#706/#707	2-1/4	14.24
#706/#707	2-1/2	15.89
#706/#707	3-1/16	22.41
#706	3-1/2	24.22
#706/#707	3-3/4	30.60
#706/#707	4	37.50

TEXHAUST NEOPRENE		
MODEL	SIZE	LIST
TXL	1-1/4 X 5/8	\$11.82
TXL	1-1/2 X 1/2	11.41
TXL	1-11/16 X 1	12.94
TXL	1-13/16 X 1-3/16	13.11
TXL	1-7/8 X 1-1/4	13.11
TXL	2 X 1-5/16	14.41
TXL	2-1/4 X 1-1/2	15.35
TXL	2-1/2 X 1-5/8	16.46
TXL	2-3/4 X 1-7/8	17.88
TXL	3 X 2	20.70

CLAYTON MARK: #706 (C6+SIZE) is a hard baked oil treated cup.

#707 (C7+ SIZE) is a graphite treated hard cup.

* Standard Size Hole

Unless hole size is specified, standard hole sizes will be furnished.

PLEASE SPECIFY STYLE OF LEATHER NEEDED



MOTOR SIZE	PUMP END AND MOTOR LIST	CONTROLLER LIST
PS150 (C-SJ5-8)	\$2369.98	\$1207.77
PS200	\$3391.08	\$1059.99
PS600	\$3513.30	\$2134.42
PS1800	\$3856.63	\$2236.64

PP150	GENERATOR PACK	\$860.00
PP200	GENERATOR PACK	\$860.00
PP600	GENERATOR PACK	\$953.32
DWP	DRY WELL PROBE	\$171.11
LTPM1	1 PANEL SOLAR RACK FITS 3" POST MOUNT	\$446.00
LTPM2	2 PANEL SOLAR RACK FITS 3" POST MOUNT	\$602.00
LTPM3	3 PANEL SOLAR RACK FITS 4" POST MOUNT	\$810.00
LTPM4	4 PANEL SOLAR RACK FITS 4" POST MOUNT	\$973.00
HELIOS190	190 WATT PANEL	468.00

902 & 702 MODELS AMERICAN WEST WINDMILLS

902 MODEL COMPLETE WINDMILL HEADS

WHEEL DIAMETER	PUMPING STROKES	WEIGHT LBS.	LIST PRICE
X - 6 Feet	5" & 3 3/4"	185	\$ 2,286.90
A - 8 Feet	7 1/8" & 5 1/2"	303	\$ 2,953.65
B - 10 Feet	9 1/4" & 7 1/4"	545	\$ 4,677.75

902 MODEL CRATED MOTOR

LIST PRICE	WEIGHT LBS.
\$ 1,029.00	67
\$ 1,384.95	108
\$ 2,200.80	198

702 MODEL COMPLETE WINDMILL HEADS

WHEEL DIAMETER	PUMPING STROKES	WEIGHT LBS.	LIST PRICE
D - 12 Feet	11 1/4" & 8 1/4"	1,130	\$ 7,348.95
E - 14 Feet	13 1/2" & 9 3/4"	1,780	\$11,355.75
F - 16 Feet	14 7/8" & 11 3/8"	2,510	\$15,773.10

702 MODEL CRATED MOTOR

LIST PRICE	WEIGHT LBS.
\$ 3,742.20	492
\$ 5,317.20	741
\$ 7,460.25	1,236

2 TWO STROKES
Gears and pitman arms are designed for easy change to the short stroke for greater pumping depth.

3 STRONG POWERFUL WHEEL
Galvanized, round wheel arms screw into position to form a rigid wheel of strength without the use of bolts in the hub. Sails are heavily galvanized, are the right quantity, and have the correct curvature to develop great power even in light breezes.

1 GALVANIZED STEEL HELMET
gives effective and lasting protection to internal parts from weather and elements.

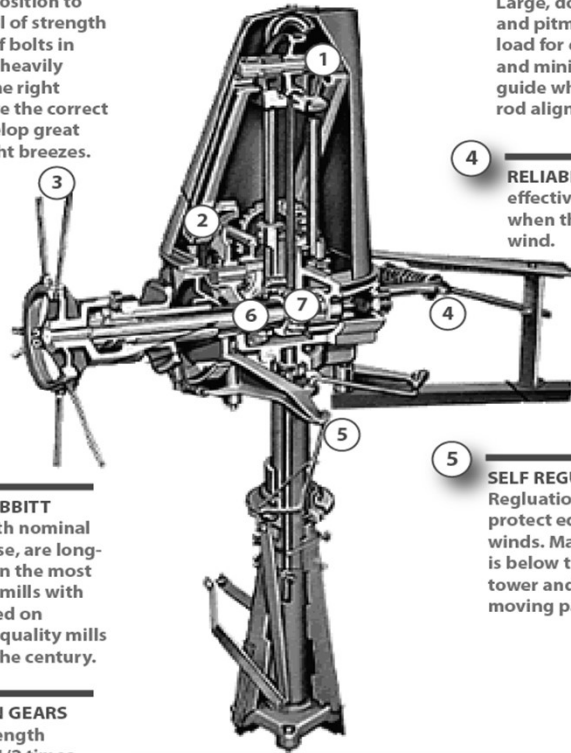
POSITIVE LUBRICATION
Bearings and gears are constantly flooded with oil. Large oil ring picks up oil from large gears to keep upper bearings lubricated.

BALANCED OPERATION
Large, double gears, pinions and pitman arms balance the load for efficient operation and minimum wear. Heavy guide wheel keeps the pump rod aligned.

4 RELIABLE BUFFER DEVICE
effectively absorbs shock when the mill furls into the wind.

6 REPLACEABLE BABBITT BEARINGS run with nominal friction, take abuse, are long-lasting and proven the most effective for windmills with multiple sails. Used on leading makes of quality mills since the turn of the century.

7 NODULAR PINION GEARS have a tensile strength approximately 2 1/2 times greater than gray iron and other properties making them superior to steel, including wear-resistance, and load carrying ability. With nodules of graphite in the material, they have a built-in lubricity that makes them a more desirable driver than steel gears.



5 SELF REGULATING
Regulation is automatic to protect equipment in high winds. Manual furling device is below the mill, outside the tower and has no contact with moving parts.

AMERICAN WEST WINDMILL SPECIFICATIONS

Wheel Diameter (Feet)	Alpha Reference	Pumping Strokes		Gear Ratio	Wind Velocity (MPH)	Operation at Rated Capacity		Approx. Shipping Weight (Pounds)	
		Long	Short			Wheel (RPM)	Strokes Per Minute	Basic	Windmill Head
6	X	5"	3 3/4"	3.29:1	15-18	125	32	100	210
8	A	7 1/4"	5 1/2"	3.29:1	15-18	105	32	175	355
10	B	9 1/4"	7 1/4"	3.29:1	15-18	85	26	330	655
12	D	11 1/4"	8 1/4"	3.50:1	18-20	73	21	540	1130
14	E	13 1/2"	9 1/4"	3.43:1	18-20	62	18	840	1780
16	F	14 7/8"	11 3/8"	3.29:1	18-20	53	16	1220	2510

902 & 702 MODELS AMERICAN WEST WINDMILLS


902 MODEL

The mainframe castings are precisely machined and are cast without the traditional gear assembly support molded into the casing.

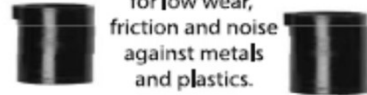
The support is a separate, replaceable piece.



Internal components are easily removed for servicing and repair




Bearings are made of Acetal Resin, designed for low wear, friction and noise against metals and plastics.



The grooves for the gears are machine cut and maintain the same mounting dimensions, making them interchangeable with the previous gear design.



The hub shaft is precision machined and tapered for strength and is secured in place using a locknut and key.



The hub uses sealed roller bearings in place of babbit bearings.



The 751 bar is no longer needed in the 902 basic motor, as the gear assembly is secured with support bolts.

After removal of the hub and shaft, taking out the saddle and gear assembly is as easy as removing three bolts!



171-PREMIUM PUMP ROD


The new swivel design uses double thrust bearings which allow the swivel nut and cap to spin independently of each other, thus greatly reducing the risk of swivel lock-up.



*171 Premium Pump Rod only available in 6 ft, 8 ft and 10 ft.

American West Windmill™

Power From Above, Water From Below.™



The American West Windmill & Solar Co. prides itself on providing only the highest quality new windmills, new components and new replacement parts on the market today. Experienced personnel, along with a state-of-the-art facility, are devoted to ensuring complete customer satisfaction.

902 & 702 MODELS
AMERICAN WEST WINDMILLS

MAJOR WINDMILL COMPONENTS

902 BASIC MOTOR			
WHEEL DIAMETER	WEIGHT LBS.	HUB SOCKET SIZE (in.)	LIST PRICE
X - 6 Feet	75	1 1/16"	\$921.90
A - 8 Feet	124	1 1/4"	\$1,213.80
B - 10 Feet	221	1 7/16"	\$1,988.70



902 Model


702 Model

702 BASIC MOTOR		
WHEEL DIAMETER	WEIGHT LBS.	LIST PRICE
D - 12 Feet	540	\$3,326.40
E - 14 Feet	840	\$4,720.80
F - 16 Feet	1,220	\$6,527.85

NO. 31 VANE		
WHEEL DIAMETER	WEIGHT LBS.	LIST PRICE
X - 6 Feet	7	\$139.65
A - 8 Feet	11	\$142.80
B - 10 Feet	13	\$171.15
D - 12 Feet	30	\$418.95
E - 14 Feet	60	\$644.70
F - 16 Feet	92	\$835.80



NO. 747 TAIL ASSEMBLY		
WHEEL DIAMETER	WEIGHT LBS.	LIST PRICE
X - 6 Feet	15	\$142.80
A - 8 Feet	30	\$197.40
B - 10 Feet	44	\$340.20
D - 12 Feet	85	\$494.55
E - 14 Feet	118	\$917.70
F - 16 Feet	148	\$1,384.95



NO. 799 WHEEL COMPLETE		
WHEEL DIAMETER	WEIGHT LBS.	LIST PRICE
X - 6 Feet	65	\$649.95
A - 8 Feet	121	\$922.95
B - 10 Feet	210	\$1,542.45
D - 12 Feet	348	\$2,146.20
E - 14 Feet	600	\$3,511.20
F - 16 Feet	835	\$4,803.75



NO. 20 FURL BRAKE KIT		
WHEEL DIAMETER	WEIGHT LBS.	LIST PRICE
X - 6 Feet	8	\$144.90
A - 8 Feet	13	\$183.75
B - 10 Feet	23	\$231.00
D - 12 Feet	41	\$546.00
E - 14 Feet	65	\$687.75
F - 16 Feet	90	\$1,365.00



902 & 702 MODELS

AMERICAN WEST WINDMILLS

MAJOR WINDMILL COMPONENTS

NO. 664 MAST COMPLETE		
WHEEL DIAMETER	WEIGHT LBS.	LIST PRICE
X - 6 Feet	17	\$325.50
A - 8 Feet	20	\$305.55
B - 10 Feet	38	\$423.15
D - 12 Feet	61	\$547.05
E - 14 Feet	105	\$964.95
F - 16 Feet	141	\$1,288.35



NO. 800 TAIL ASSEMBLY 31-VANE, 639-TAILBONE, 510-PIN		
WHEEL DIAMETER	WEIGHT LBS.	LIST PRICE
X - 6 Feet	15	\$236.25
A - 8 Feet	30	\$276.15
B - 10 Feet	44	\$406.35
D - 12 Feet	85	\$790.65
E - 14 Feet	118	\$1,294.65
F - 16 Feet	148	\$1,717.80



902 & 702 MODELS
AMERICAN WEST WINDMILLS

STUB TOWERS

The stub tower is designed in such a way that you can install your windmill on a tower that was manufactured for another brand of windmill.

STUB TOWERS - 4 POST

NOTE: Steel of appropriate size may be substituted for corner post sizes indicated in the below dimensions.

Corner Posts * 2" X 2" X 3/16"					
TOWER HEIGHT	QUANTITY	PARTS INCLUDED	WEIGHT	PRICE	
6' & 8'	3' STUB	1	280 Tower Bundle	35 lbs.	\$219.45
		1	8/3 Box of Bolts		
	4' STUB	1	281 Tower Bundle	75 lbs.	\$619.50
		1	8/3 Box of Bolts		
		1	M-149 8' Metal Regular Platform		
	7' STUB	1	260 Tower Bundle	105 lbs.	\$748.65
1		8/7 Box of Bolts			
1		M-149 8' Metal Regular Platform			
2		U-397 Loop Step			

Corner Posts * 2 1/2" X 2 1/2" X 3/16"					
TOWER HEIGHT	QUANTITY	PARTS INCLUDED	WEIGHT	PRICE	
10'	3' STUB	1	282 Tower Bundle	40 lbs.	\$424.20
		1	10/3 Box of Bolts		
	5' STUB	1	283 Tower Bundle	100 lbs.	\$824.25
		1	10/5-4 Post Box of Bolts		
		1	M-151 10' Metal Regular Platform		
	7' STUB	1	264 Tower Bundle	125 lbs.	\$1,117.20
1		10/7 4 Post Box of Bolts			
1		M-151 10' Metal Regular Platform			















Corner Posts * 2 1/2" X 2 1/2" X 3/16"					
TOWER HEIGHT	QUANTITY	PARTS INCLUDED	WEIGHT	PRICE	
12'	4' STUB	1	284 Tower Bundle	100 lbs.	\$644.70
		1	12/4 Box of Bolts		
		1	M-249.5 12' Metal Oiling Platform		
	7' STUB	1	266 Tower Bundle	160 lbs.	\$1,377.60
1		12/7 Box of Bolts			
1		M-249 12' Metal Regular Platform			
1		M-249.5 12' Metal Oiling Platform			

Corner Posts * 3" X 3" X 3/16"					
TOWER HEIGHT	QUANTITY	PARTS INCLUDED	WEIGHT	PRICE	
14'	4' STUB	1	285 Tower Bundle	80 lbs.	\$721.35
		1	14/4 Box of Bolts		
		1	M-382 14' Metal Oiling Platform		
7' STUB	1	268 Tower Bundle	185 lbs.	\$1,571.85	
	1	14/7 Box of Bolts			
	1	M-279 14' Metal Platform			
	1	M-382 14' Metal Oiling Platform			

Corner Posts * 3" X 3" X 1/4"					
TOWER HEIGHT	QUANTITY	PARTS INCLUDED	WEIGHT	PRICE	
16'	7' STUB	1	270 Tower Bundle	260 lbs.	\$1,844.85
		1	16/7 Box of Bolts		
		1	M-749 16' Metal Regular Platform		
		1	M-383 16' Metal Oiling Platform		

AMERICAN WEST WINDMILLS















PARTS & ACCESSORIES

PART NO.	WHEEL DIAMETER	IMAGE	6'	8'	10'	12'	14'	16'	
	ALPHA REFERENCE		X	A	B	D	E	F	
	DESCRIPTION		PRICE						
20			\$144.90	\$183.75	\$231.00	\$546.00	\$687.75	\$1,365.00	
28			\$14.70	\$26.25	\$44.10	\$93.45	\$149.10	\$203.70	
31			\$139.65	\$142.80	\$171.15	\$418.95	\$644.70	\$835.80	
34			\$23.10	\$32.55	\$68.25	\$96.60	\$190.05	\$242.55	
35			\$12.60	\$19.95	\$31.50	\$49.35	\$72.45	\$101.85	
44			\$7.35	\$8.40	Same as A-44	\$15.75	\$15.75	\$19.95	
45			\$3.15	\$3.15	Same as A-45	\$6.30	Same as D-45	\$13.65	
46			\$8.40	\$8.40	\$11.55	\$14.70	\$14.70	\$23.10	
47			\$4.20	\$5.25	Same as A-47	\$9.45	\$15.75	\$19.95	
51			SPECIFICATION AVAILABLE FOR LOCAL PURCHASE						
62			Same as A-62	\$25.20	\$32.55	\$40.95			
100			\$22.05	\$29.40	\$59.85	\$79.80	\$111.30	\$156.45	
101			\$6.30	\$7.35	\$11.55	\$17.85	\$24.15	\$30.45	
171				\$50.40	\$72.45	\$122.85	\$233.10	\$370.65	















902 & 702 MODELS

AMERICAN WEST WINDMILLS

PARTS & ACCESSORIES
















PART NO.	WHEEL DIAMETER	IMAGE	6'	8'	10'	12'	14'	16'
	ALPHA REFERENCE		X	A	B	D	E	F
	DESCRIPTION		PRICE					
172			\$44.10	\$65.10	\$81.90	\$161.70		
243			Same as A-243	\$38.85	\$49.35	\$66.15	\$89.25	\$122.85
268			Same as A-263	\$35.70	\$50.40	\$82.95	\$130.20	\$172.20
333			Same as A-333	\$8.40	Same as A-333	\$10.50	Same as D-333	\$17.85
334			Same as A-334	\$8.40	Same as A-334	\$10.50	Same as D-334	\$17.85
374			Same as A-374	\$24.15				
507			\$4.20	\$4.20	\$5.25	\$7.35	\$9.45	\$14.70
508			\$28.35	\$43.05	\$68.25	\$144.90	\$198.45	\$318.15
508R			\$2.10	\$2.10	\$2.10	\$3.15	\$5.25	\$5.25
510			\$17.85	\$24.15	\$39.90	\$57.75	\$86.10	\$120.75
513			\$25.20	\$37.80	\$60.90	\$113.40	\$196.35	\$280.35
517			\$1.05	\$2.10	\$2.10	\$3.15	\$5.25	\$7.35
520			\$7.35	\$8.40	\$9.45	\$15.75	\$18.90	\$22.05
521			\$3.15	\$4.20	\$4.20	\$6.30	\$12.60	\$14.70

AMERICAN WEST WINDMILLS

PARTS & ACCESSORIES								
PART NO.	WHEEL DIAMETER	IMAGE	6'	8'	10'	12'	14'	16'
	ALPHA REFERENCE		X	A	B	D	E	F
	DESCRIPTION		PRICE					
522			\$9.92	\$15.44	\$30.87	\$44.10	\$81.59	\$114.66
523			\$20.95	\$35.28	\$49.61	\$83.79	\$121.28	\$178.61
527			\$6.62	\$9.92	\$15.44	\$14.33	\$24.26	\$27.56
528			\$18.74	\$28.67	\$34.18			
528 1/2			\$18.74	\$28.67	\$34.18	\$38.59	\$58.43	\$73.87
528 3/4			\$18.74	\$28.67	\$34.18	\$38.59	\$58.43	\$73.87
560			\$82.69	\$104.74	\$163.17	\$340.67	\$442.10	\$592.04
565			Same as A-565	\$5.51	Same as A-565	\$8.82	Same as D-565	Same as D-566
576			\$2.21	\$2.21	\$3.31	\$4.41	\$6.62	\$9.92
578			\$7.72	\$11.03	\$13.23	\$14.33	\$24.26	\$35.28
579			\$2.21	\$2.21	\$3.31	\$5.51	\$6.62	\$9.92
580			\$8.82	\$11.03	\$15.44	\$34.18	\$34.18	\$40.79
582			PURCHASE LOCALLY					
585			\$16.54	\$35.28	\$62.84	\$100.33	\$130.10	\$173.09

AMERICAN WEST WINDMILLS

PARTS & ACCESSORIES















PART NO.	WHEEL DIAMETER	IMAGE	6'	8'	10'	12'	14'	16'
	ALPHA REFERENCE		X	A	B	D	E	F
	DESCRIPTION		PRICE					
588			\$5.25	\$5.25	Same as A-588	\$8.40	\$10.50	\$13.65
608			\$36.75	\$64.05	\$75.60	\$132.30	\$174.30	\$255.15
609			\$114.45	\$107.10	\$158.55	\$190.05	\$362.25	\$432.60
610			\$4.20	\$6.30	\$7.35	\$9.45	\$11.55	\$14.70
613			\$73.50	\$88.20	\$119.70	\$159.60	\$253.05	\$373.80
614			\$32.55	\$39.90	\$66.15			
615				\$37.80				
622			\$3.15	\$4.20	\$6.30	\$8.40	\$10.50	\$12.60
623ND			\$3.15	\$5.25	\$7.35			
639			\$96.60	\$133.35	\$235.20	\$371.70	\$649.95	\$882.00
659			\$49.35	\$84.00	\$161.70	\$212.10	\$250.95	\$334.95
661 1/2			\$252.00	\$238.35	\$365.40	\$492.45	\$977.55	\$1,267.35
664 1/2			\$325.50	\$305.55	\$423.15	\$547.05	\$964.95	\$1,288.35
670			\$93.45	\$122.85	\$122.85			
674			Same as A-674	\$68.25	\$88.20	\$121.80	\$196.35	\$267.75

AMERICAN WEST WINDMILLS

PARTS & ACCESSORIES									
PART NO.	WHEEL DIAMETER	IMAGE	6'	8'	10'	12'	14'	16'	PRICE
	ALPHA REFERENCE		X	A	B	D	E	F	
	DESCRIPTION								
675			Same as A-675	\$64.05	\$82.95				
686						\$112.35	\$223.65	\$287.70	
686ND			\$26.25	\$36.75	\$73.50				
690			\$27.30	\$37.80	\$55.65	\$85.05	\$126.00	\$168.00	
702			N/A	N/A	N/A	N/A	N/A	N/A	
703			\$218.40	\$337.05	\$476.70	\$929.25	\$1,430.10	\$1,753.50	
704			\$29.40	\$46.20	\$86.10	\$127.05	\$149.10	\$250.95	
705		 <i>Gears are interchangeable between 902 and 702 models</i>	\$109.20	\$144.90	\$257.25	\$430.50	\$486.15	\$622.65	
706			\$116.55	\$164.85	\$308.70				
707			\$160.65	\$245.70	\$434.70	\$685.65	\$1,117.20	\$1,556.10	
708			\$18.90	\$31.50	\$65.10	\$114.45	\$159.60	\$226.80	
709ND			\$13.65	\$24.15	\$43.05				
711			\$5.25	\$6.30	\$8.40	\$15.75	\$25.20	\$28.35	
712ND			\$25.20	\$30.45	\$48.30				
713ND			\$18.90	\$25.20	\$39.90				











AMERICAN WEST WINDMILLS

PARTS & ACCESSORIES

PART NO.	WHEEL DIAMETER	IMAGE	6'	8'	10'	12'	14'	16'
	ALPHA REFERENCE		X	A	B	D	E	F
	DESCRIPTION		PRICE					
714ND			\$3.15	\$6.30	\$9.45			
715ND			\$6.30	\$7.35	\$26.25			
716ND			\$78.75	\$99.75	\$155.40			
717ND			\$37.80	\$67.20	\$82.95			
718			\$7.35	\$8.40	\$12.60	\$18.90	\$26.25	\$35.70
720			\$13.65	\$17.85	\$48.30	\$67.20	\$103.95	\$195.30
721			\$3.15	\$4.20	\$5.25	\$7.35	\$7.35	\$11.55
728ND			\$1.05	\$3.15	\$4.20			
729			\$2.10	\$2.10	\$3.15	\$4.20	\$5.25	\$6.30
730			\$34.65	\$58.80	\$107.10	\$140.70	\$222.60	\$388.50
736			\$28.35	\$31.50	\$43.05	\$56.70	\$101.85	\$127.05
744			\$5.25	\$7.35	\$8.40	\$16.80	\$19.95	\$23.10
747			\$142.80	\$197.40	\$340.20	\$494.55	\$917.70	\$1,384.95
751			\$10.50	\$11.55	\$24.15	\$33.60	\$57.75	\$85.05

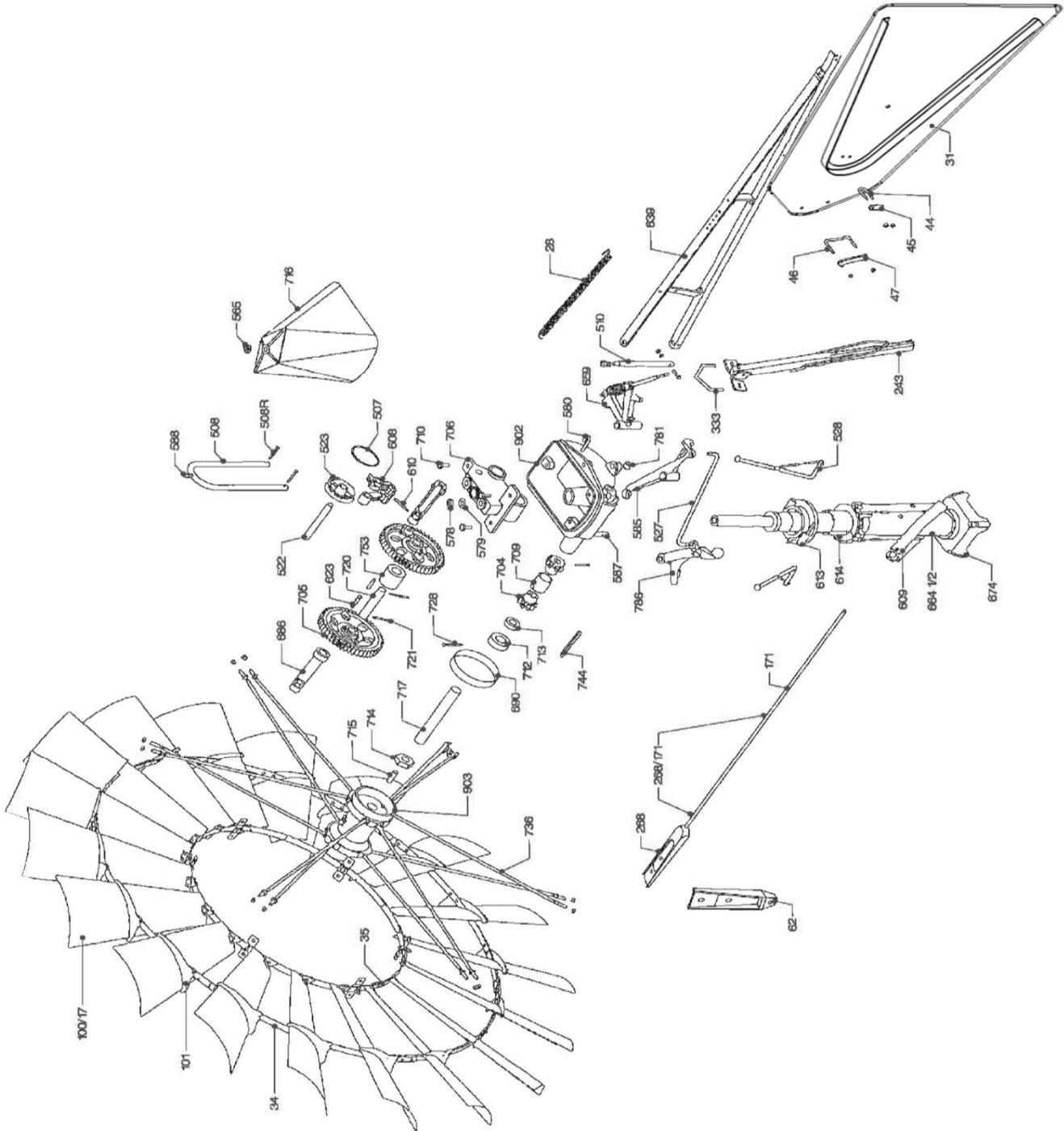
902 & 702 MODELS

AMERICAN WEST WINDMILLS

PARTS & ACCESSORIES								
PART NO.	WHEEL DIAMETER	IMAGE	6'	8'	10'	12'	14'	16'
	ALPHA REFERENCE		X	A	B	D	E	F
	DESCRIPTION		PRICE					
752			\$33.60	\$54.60	\$85.05	\$154.35	\$223.65	\$292.95
753ND			\$16.80	\$19.95	\$42.00			
755			\$257.25	\$355.95	\$627.90	\$959.70	\$1,245.30	\$1,643.25
777			\$265.65	\$402.15	\$725.55	\$1,105.65	\$1,670.55	\$2,459.10
781			\$5.25	\$5.25	\$6.30	\$7.35	\$11.55	Same as E-781
786			\$17.85	\$26.25	\$47.25	\$77.70	\$134.40	\$181.65
799			\$649.95	\$922.95	\$1,542.45	\$2,146.20	\$3,511.20	\$4,803.75
902ND			N/A	N/A	N/A			
903ND			\$156.45	\$268.80	\$396.90			
971			\$90.30	\$98.70	\$131.25			

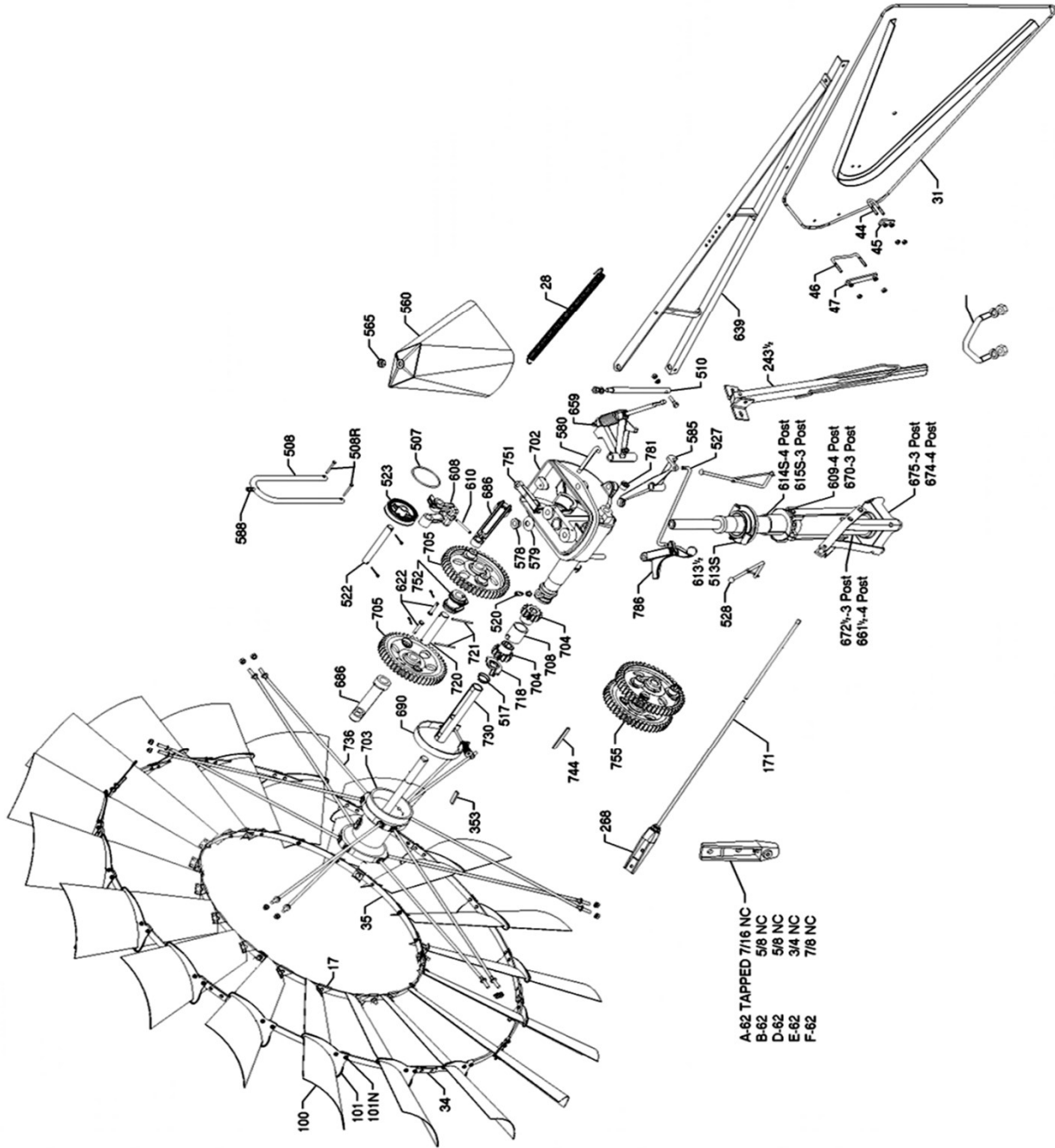
AMERICAN WEST WINDMILLS

902 MODEL



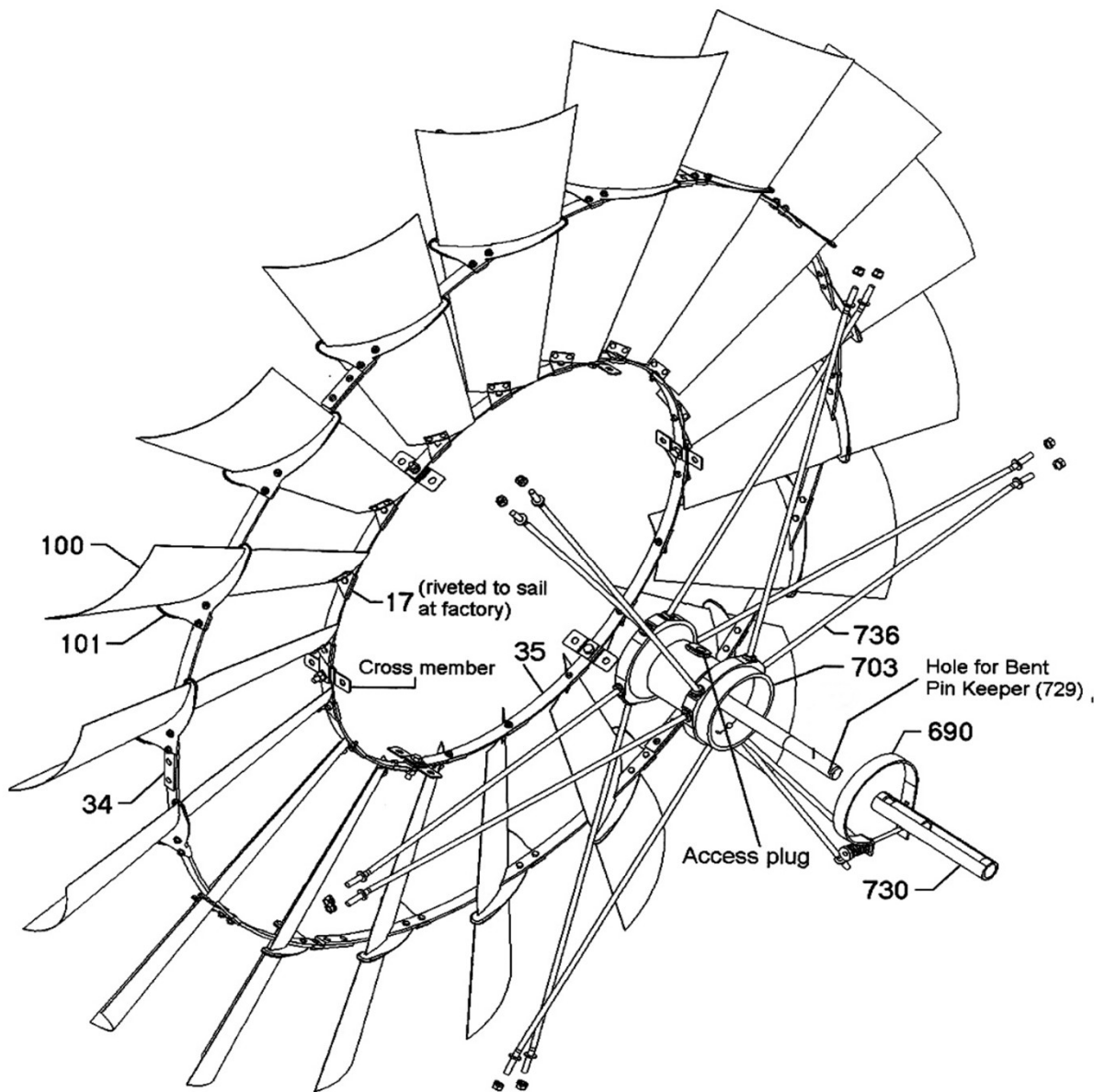
702 MODEL

AMERICAN WEST WINDMILLS



- A-62 TAPPED 7/16 NC
- B-62 5/8 NC
- D-62 5/8 NC
- E-62 3/4 NC
- F-62 7/8 NC

AMERICAN WEST WINDMILLS



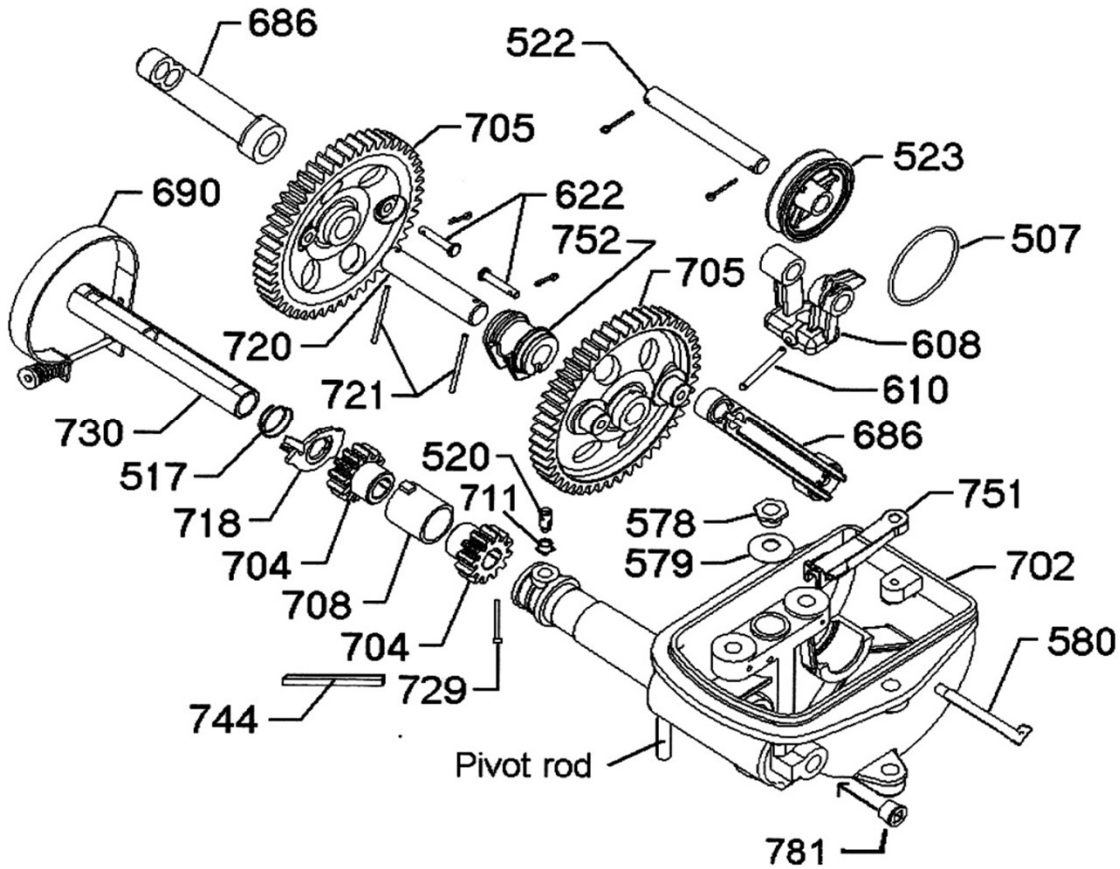
WHEEL ASSEMBLY PARTS

PART NO.	DESCRIPTION
100	Sail (Includes 17)
101	Sail Rib
34	Outer Wheel Band
35	Inner Wheel Band

PART NO.	DESCRIPTION
690	Brake Band
703	Wheel Hub Includes Main Shaft
730	Bearing for 703
736	Wheel Arm

702 MODEL

AMERICAN WEST WINDMILLS

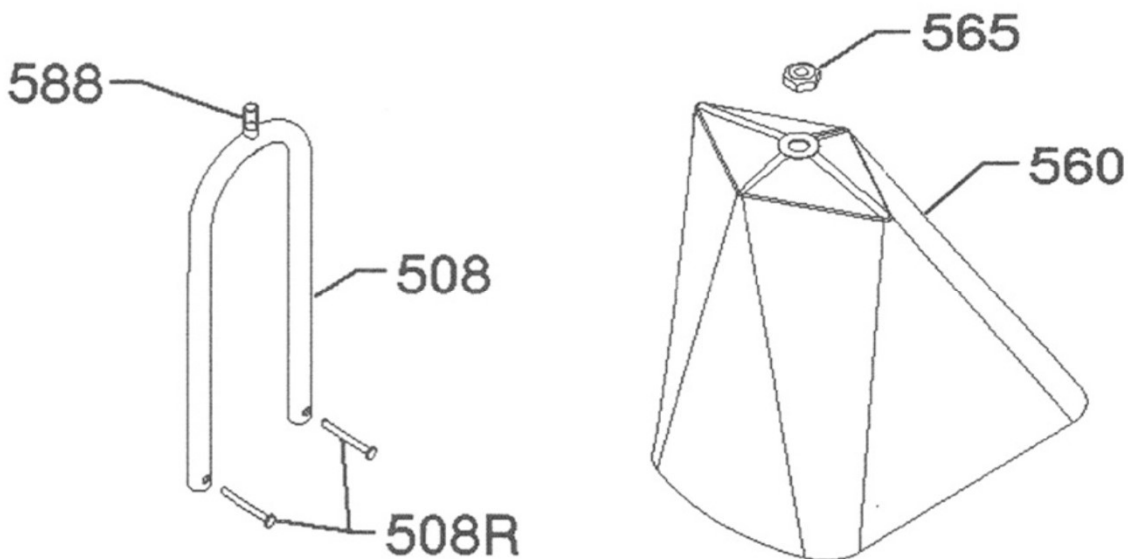


GEARBOX PARTS

PART NO.	DESCRIPTION
507	Oil Ring
517	Spring for Spout Washer
520	Oil Collector
522	Shaft for Guide Wheel
523	Guide Wheel
578	Locknut for 661
579	Lockwasher for 661
580	Spring Holder
608	Yoke
610	Pin for 608
622	Bolt W/Cotter
686	Pitman
702	Main Casting

PART NO.	DESCRIPTION
704	Small Gear
705	Large Gear
708	Bearings for 704's
711	Socket, Oil Collector
718	Spout, Oil Collector
720	Shaft for 705's
721	Pin for 705's
730	Bearing for 719 (703)
744	Key for 704's
751	Bar for 752
752	Bearing for 705's
781	Plug for 702 Main Casting

AMERICAN WEST WINDMILLS

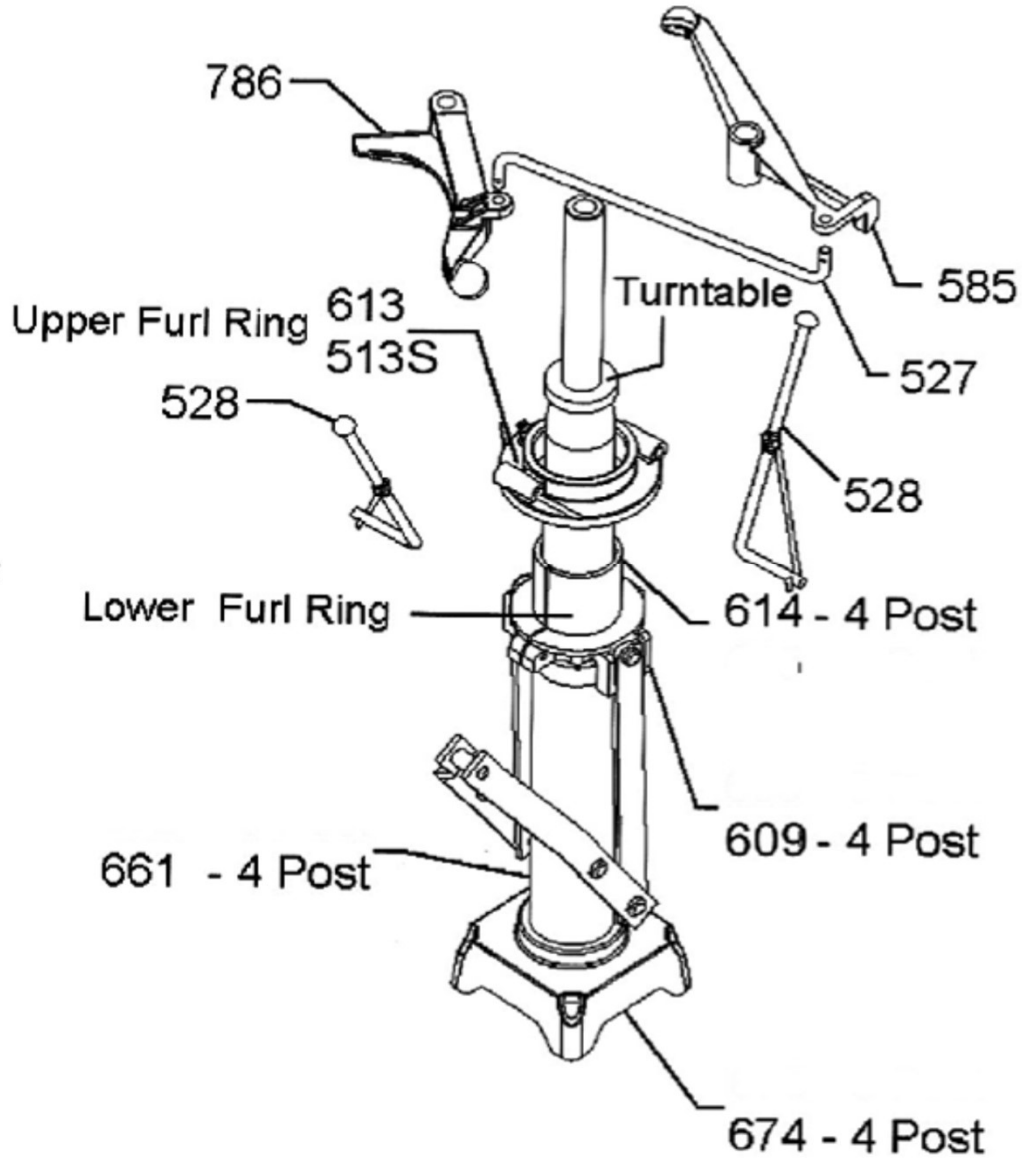


HELMET ASSEMBLY PARTS

PART NO.	DESCRIPTION
588	Stud for 508 Pitman Guide
508	Pitman Guide
508R	Rivet for 508 Pitman Guide

PART NO.	DESCRIPTION
560	Helmet for Gear Case Galvanized
565	Nut for 588-560

AMERICAN WEST WINDMILLS

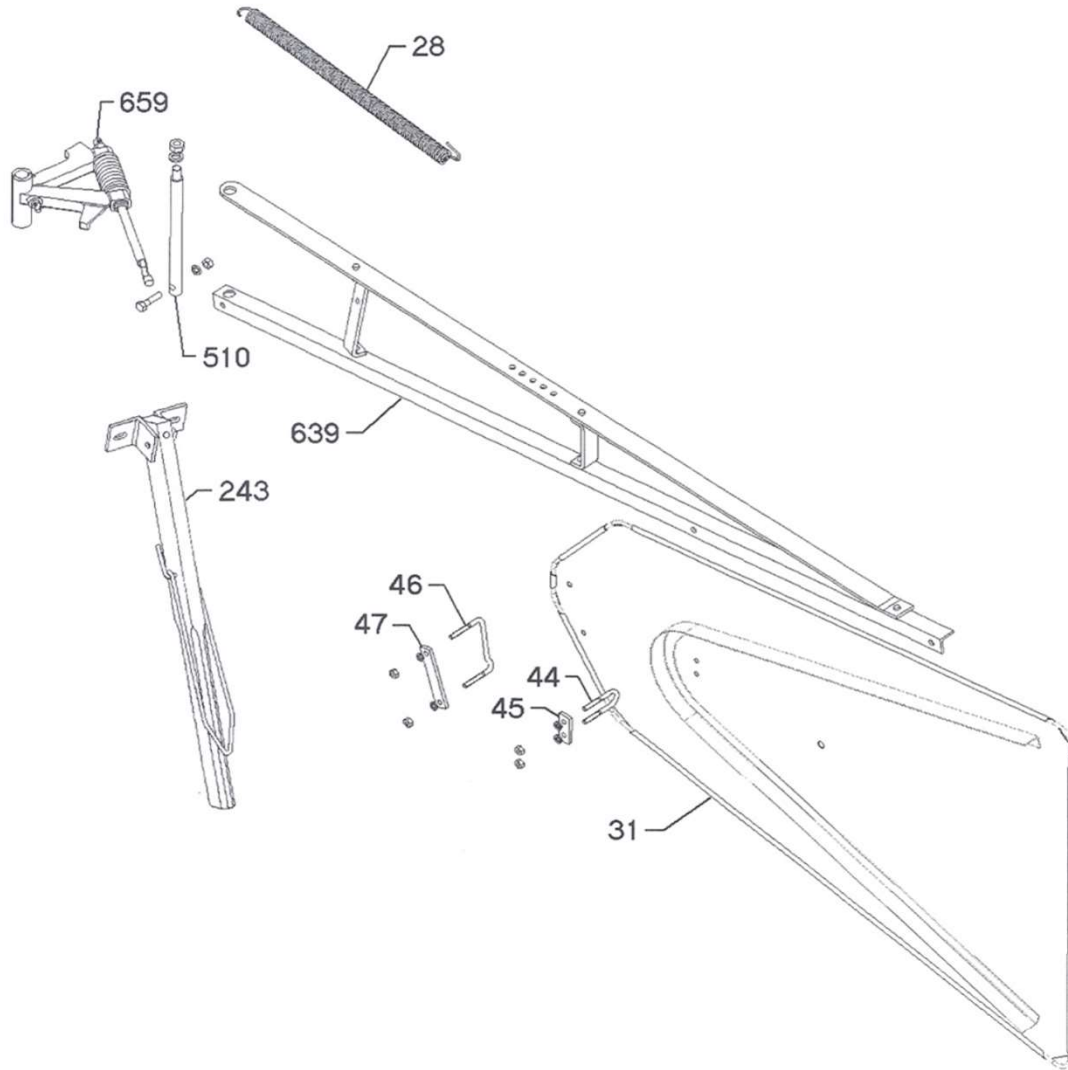


MAST PARTS

PART NO.	DESCRIPTION
513S	Upper Furl Ring
521	Turn Table Washer
528	Furl Arm
585	Tailbone Casting
609	Furl Lever Complete, 4-Post
613	Upper Furl Rings W/Arms
670	Furl Lever Complete, 3-Post

PART NO.	DESCRIPTION
675	Mast Base Only, 3-Post
661	Mast W/Base Less 570, 4-Post
663	Mast W/Base & 670, 3-Post
664	Mast W/Base & 670, 4-Post
614	Lower Furl Ring, Split
674	Mast Base Only, 4-Post

AMERICAN WEST WINDMILLS



TAIL PARTS

PART NO.	DESCRIPTION
28	Vane Spring
31	Vane
44	U-Bolt, Narrow
45	Washer for 44
46	U-Bolt, Wide

PART NO.	DESCRIPTION
47	Washer for 46
243	Furl Handle, Complete
510	Pivot Bolt for Tailbone
639	Tailbone
659	Buffer Device, Complete

702 MODEL

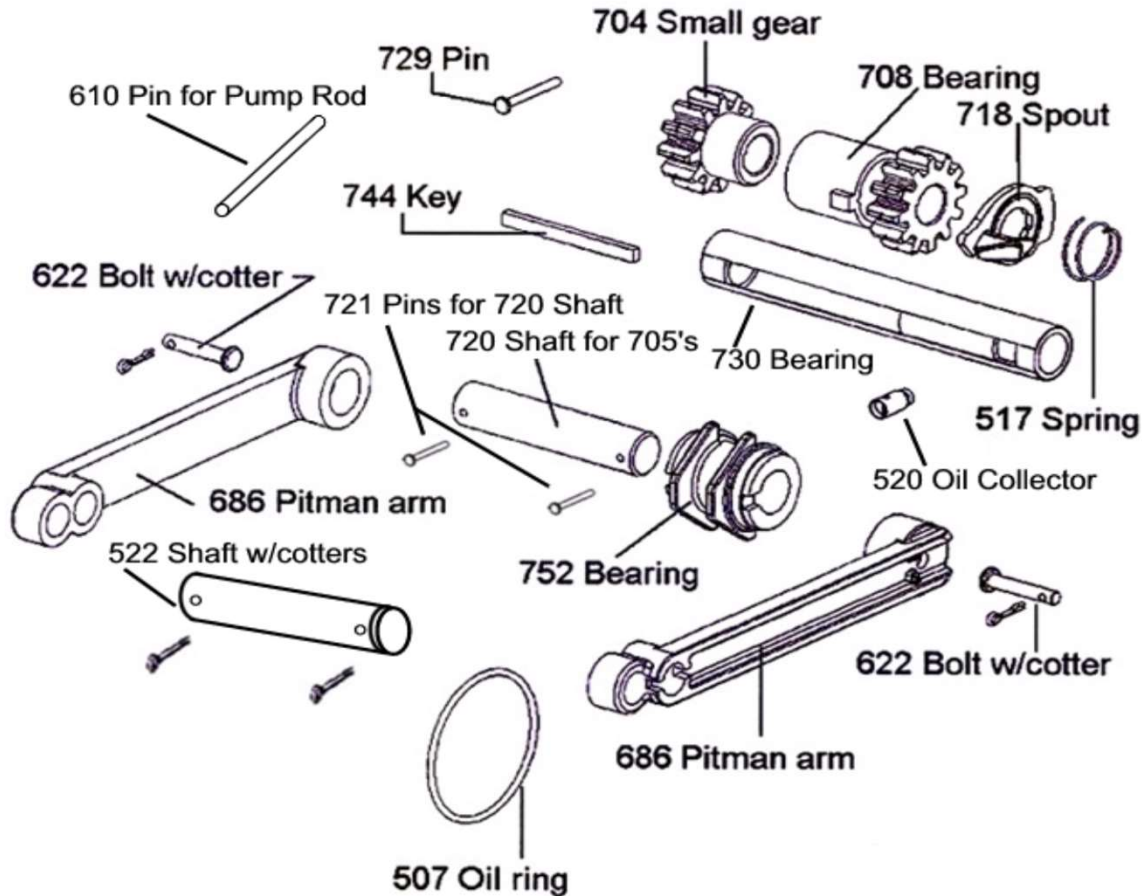
AMERICAN WEST WINDMILLS

OVERHAUL KIT

Product Number	Product Description	List Price
777 - Overhaul Kits		
353140	X-777 Overhaul Kit	\$265.65
353142	A-777 Overhaul Kit	\$402.15
353145	B-777 Overhaul Kit	\$725.55
353147	D-777 Overhaul Kit	\$1,105.65
353150	E-777 Overhaul Kit	\$1,670.55
353152	F-777 Overhaul Kit	\$2,459.10

777 Overhaul Kit Includes:

- | | |
|---------------------------------|---------------------------|
| 1 - 507 Oil Ring | 1 - 720 Shaft on 705's |
| 1 - 517 Spring for Spout Washer | 1 - 744 Key for 704's |
| 1 - 522 Shaft for Guide Wheel | 1 - 708 Bearing for 704's |
| 1 - 610 Pin for Pump Rod | 1 - 730 Bearing for 720 |
| 1 - 610 Pin for Pump Rod | 1 - 729 Pin for 719 |
| 2 - 622 Bolt w/Cotter for 686 | 1 - 520 Oil Collector |
| 2 - 686 Pitman Arms | 2 - 721 Pin for 705's |
| 2 - 704 Small Gears | 1 - 752 Bearing for 720 |
| 1 - 718 Spout / Oil Collector | |



702 MODEL

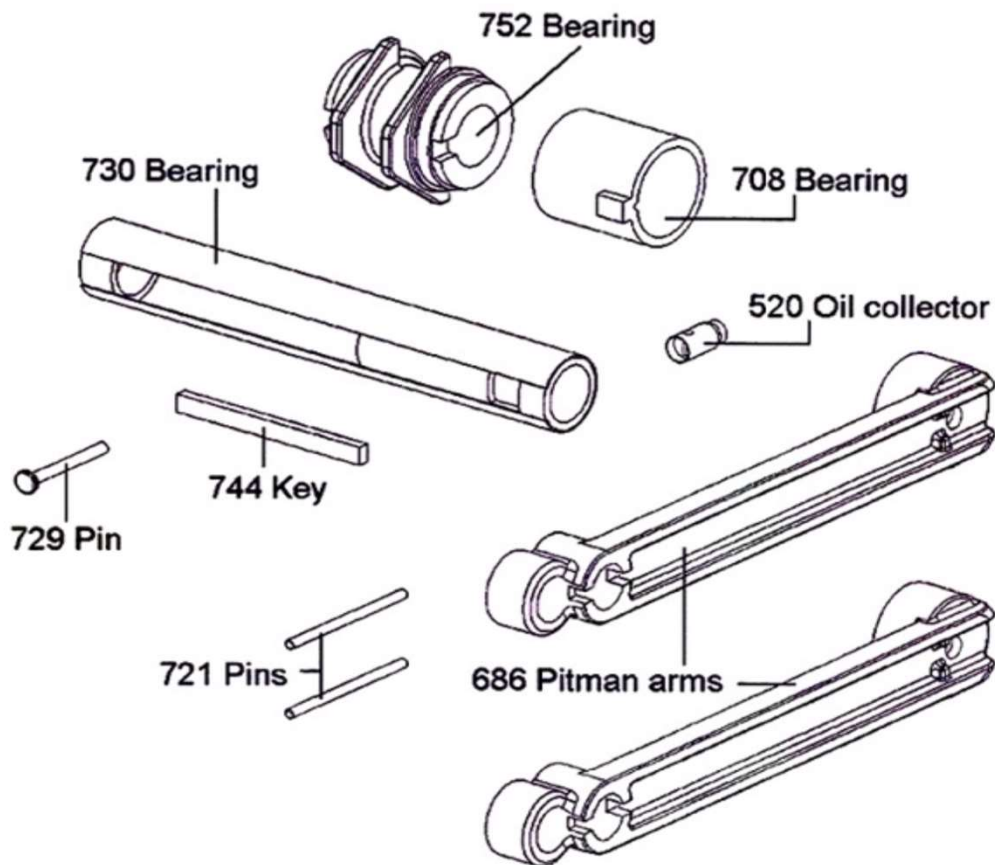
AMERICAN WEST WINDMILLS

BEARING REPAIR KIT

Product Number	Product Description	List Price
707 - Bearing Repair Kit		
353120	X-707 Bearing Kit	\$160.65
353125	A-707 Bearing Kit	\$245.70
353130	B-707 Bearing Kit	\$434.70
353135	D-707 Bearing Kit	\$685.65
353137	E-707 Bearing Kit	\$1,117.20
353139	F-707 Bearing Kit	\$1,556.10


707 Bearing Kit Includes:

- | | |
|---------------------------|-----------------------|
| 1 - 708 Bearing for 704's | 1 - 744 Key for 704's |
| 1 - 752 Bearing for 705's | 2 - 686 Pitman Arms |
| 1 - 730 Bearing for 719 | 1 - 520 Oil Collector |
| 2 - 721 Pin for 705's | 1 - 729 Pin for 719 |





WELL SCREENS DRIVE POINTS



ROBERTS SLOTTED WELL CASING RS+SIZE+POUND						
SIZE	SLOT	160LB	200LB	SCH40	DBLE	SDR17
2"	.016 OR .032	\$5.00	--	\$5.70	--	--
3"	.016 OR .032	--	7.70	--	--	--
4"	.016 OR .032	8.70	9.60	9.50		--
4-1/2"	.016 OR .032	9.95	--	11.50		12.60
5"	.016 OR .032	11.60	12.35	13.35	--	15.80
6"	.016 OR .032	15.65	--	15.35		--
8"	.032 OR .051	23.10	25.85	23.10		--
10"	.051 OR .081	--	--	29.00	29.00	--
12"	.051 OR .081	--	--	33.20	36.50	--
16"	.051 OR .081	--	--	38.40	45.00	--

MONOFLEX WELL EQUIPMENT SAWED PVC SCREENS				
SIZE	SLOT SIZE	PART #	DESCRIPTION	LIST
1-1/4 X 72"	.012	JFSP114X72	SCH 80 SCREEN	40.21
2 X 72"	.012	JFS2X72+SLOT	SCH 40 SCREEN	81.17
4 x 10'	.008 - .035	JFS4X10+SLOT	WELL SCREEN	130.95
5 X 10'	.008 - .035	JFS5X10+SLOT	WELL SCREEN	281.00

DRIVE POINTS & STRAINERS			
Part#	Size	Description	List
SSDP9860	1-1/4 X 36	60 GZ DRIVE POINT SS	\$66.93
SSDP10260	1-1/4 X 48	60 GZ DRIVE POINT SS	86.79
SSDP2X48	2X48	60 GZ DRIVE POINT SS	136.40

PVC DRIVE POINTS			
Part#	Size	Description	List
JFSP114x36	1-1/4 x 36"	Sch 80 Point .012 slt MPT x Point	24.23
JFSP114x72	1-1/4 x 72"	Sch 40 Point .012 slt MPT x Point	40.21
JFSP2x72	2 x 72"	Sch 40 Point .012 slt MPT x Point	80.17



WATER WELL CHEMICALS			
Part#	Size	Description	List
chlorine5	5lb Jug	Granular Chlorine	\$80.00
Chlorine25	25 lb Drum	Granular Chlorine (25 lb)	150.00
kk1	1 gal Can	Kopr-Kote Thread Compound	222.76
kk212	2-1/2 gal Can	Kopr-Kote Thread Compound	491.89
kk5	5 gal Can	Kopr-Kote Thread Compound	923.48
ECOSAFE1	1 gal	1 GALLON ECO-SAFE	203.33

THREAD CUTTING OIL		
Part#	Description	List
coqt	Quart Thread Cutting Oil	\$9.65
cogal	Gallon Thread Cutting Oil	22.24
co5	5 Gallon Thread Cutting Oil	227.36



DRILLING FLUIDS

NL BAROID DRILLING FLUIDS				
Part#	Size	Pallet Qty	Description	List
Quikgel	50 lb Bag	48	Quick Gel Powdered Bentonite	17.10
benseal	50 lb Bag	48	Benseal Granular Bentonite	20.90
holeplug	50 lb Bag	48	Holeplug Chunk Bentonite	17.98
Ezmud1	1 gal Jug	—	EZ Mud Liquid Polymer	107.03
Ezmud5	5 gal Pail	—	EZ Mud Liquid Polymer	358.61
ACPFD1	1 gal Jug	—	Polymer Dispersant	158.21

BLACK HILLS DRILLING MUD				
Part#	Size	Pallet Qty	Description	List
holeplugbh	50 lb Bag	48	Chunk bentonite 3/8" or 3/4"	\$12.78
sodaash	50 lb Bag	—	Soda Ash PH Conditioner	63.26

CETCO DRILLING MUD				
Part #	Size	Pallet Qty	Description	List
Holeplug34cet	50 lbs	48	Coarse Chips 3/4	15.34
Hydraul-ez	50 lbs	48	Boring Gel	13.80
Supergelx	50 lbs	48	Super Gel X	17.16
C/sgranular50	50 lbs	48	C/S Granular	16.76



DSP 4000

STEEL PIPE

Galvanized — Black Domestic Manufacture

PIPE SIZE	PRODUCT DESCRIPTION	GALV T & C GPS+SIZE	GALV IMPORT T&C GPI+SIZE	BLACK T & C BP+SIZE	BLACK PE BP+ SIZEPE
1/4 x 21'	Standard T & C Pipe	\$ —		n/a	
3/8 x 21'	Standard T & C Pipe	—	14.02	n/a	
1/2 x 21'	Standard T & C Pipe	—	4.14	3.80	
3/4 x 21'	Standard T & C Pipe	—	5.49	5.03	
1 x 18'	T & C Pump Pipe	—	5.63	n/a	
1 x 21'	Standard T & C Pipe	—	8.07	7.38	
1-1/4 x 18'	T & C Pump Pipe	15.19	7.75	n/a	
1-1/4 x 21'	Standard T & C Pipe	14.81	10.89	9.96	
1-1/2 x 21'	Standard T & C Pipe	—	13.08	11.97	
2 x 21'	Standard T & C Pipe	—	17.57	16.08	15.62
2-1/2 x 21'	Standard T & C Pipe	—	28.17	25.79	24.86
3 x 21'	Standard T & C Pipe	—	36.98	33.86	32.49
4 x 21'	Standard T & C Pipe	—	52.58	48.14	46.30

PRODUCT DESCRIPTION	LIST 1/4 PINT		LIST 1/2 PINT		LIST 1 PINT		LIST 1 QUART	
TFE Teflon Paste	TP4	10.01	TP8	17.73	TP16	43.79	na	
Mega Loc Compound	M14P	13.38	M12P	19.93	M1P	31.32	M1Q	66.08

PRODUCT	PART #	SIZE	LIST
Teflon Tape	TT12	1/2 x 260	\$1.94
Teflon Tape	TT1	1 x 260	3.81



GALVANIZED FITTINGS

DGF500 BX5010



90° ELS G90L+SIZE

SIZE	BOX QTY	LIST
1/8	35	\$9.39
1/4	30	8.94
3/8	30	8.94
1/2	50	5.92
3/4	35	7.09
1	20	13.34
1-1/4	20	20.57
1-1/2	12	27.12
2	8	45.46
2-1/2	—	141.89
3	—	199.31
4	—	387.33



45° ELS G45L+SIZE

SIZE	BOX QTY	LIST
1/8	50	\$8.00
1/4	35	12.03
3/8	40	11.95
1/2	50	9.22
3/4	40	12.86
1	25	14.78
1-1/4	15	26.94
1-1/2	12	27.82
2	8	47.95
2-1/2	—	162.45
3	—	236.21
4	—	234.77

90° STREET ELS



G90SL+SIZE

SIZE	BOX QTY	LIST
1/8	40	\$12.68
1/4	30	12.29
3/8	30	12.29
1/2	50	12.68
3/4	25	12.29
1	25	16.74
1-1/4	15	28.17
1-1/2	12	34.65
2	8	60.13

90° RED. ELS

GR90L+SIZE



SIZE	BOX QTY	LIST
3/4	30	12.04
1	25	15.40
1-1/4	15	25.77
1-1/2	12	39.69

45° STREET ELS

G45SL+SIZE



SIZE	BOX QTY	LIST
1/4	50	\$15.07
3/8	50	17.24
1/2	50	13.33
3/4	40	21.53
1	25	26.60
1-1/4	20	39.85
1-1/2	15	33.81
2	—	82.95

TEES GT+SIZE



SIZE	BOX QTY	LIST
1/8	35	\$13.44
1/4	35	11.65
3/8	30	11.65
1/2	40	7.20
3/4	40	12.05
1	20	19.73
1-1/4	15	31.18
1-1/2	10	38.93
2	10	64.97
2-1/2	—	174.51
3	—	204.66
4	—	483.87

CAPS GCP+SIZE



SIZE	BOX QTY	LIST
1/8	50	\$8.30
1/4	40	8.30
3/8	40	8.04
1/2	50	6.18
3/4	40	8.93
1	25	9.78
1-1/4	25	14.22
1-1/2	20	18.16
2	15	22.96
2-1/2	—	73.09
3	—	88.54
4	—	175.80

HEX BUSHINGS

GHB+SIZE



SIZE	BOX QTY	LIST
1/4	50	\$12.62
3/8	50	12.62
1/2	25	12.62
3/4	25	11.65
1	25	16.46
1-1/4	25	18.37
1-1/2	30	23.45
2	20	28.40
2-1/2	—	42.91
3	—	58.30
4	—	121.67

CROSSES GCR+SIZE



SIZE	BOX QTY	LIST
1/4	35	\$29.80
3/8	30	29.80
1/2	30	29.83
3/4	20	36.42
1	15	50.23
1-1/4	12	72.69
1-1/2	10	88.28
2	8	168.26



GALVANIZED FITTINGS

DBF5000

REDUCING TEE



SIZE	BOX QTY	LIST
3/4	35	11.29
1	20	23.36
1-1/4	15	36.15
2	8	69.83
2-1/2	—	208.36
3	—	282.69
4	—	545.77

RED. COUPLING



SIZE	BOX QTY	LIST
3/8	25	9.91
1/2	30	8.93
3/4	35	11.30
1	30	16.28
1-1/4	15	20.67
1-1/2	15	26.65
2	10	36.36
2-1/2	—	112.44
3	—	152.25
4	—	323.27

MERCH. COUPLING



SIZE	BOX QTY	LIST
1/8	50	\$4.49
1/4	50	5.92
3/8	50	7.59
1/2	25	7.22
3/4	25	10.18
1	25	12.76
1-1/4	25	18.08
1-1/2	15	22.42
2	20	33.52
3	—	126.17
4	—	222.39

LOCKNUTS



SIZE	LIST
3/4	\$8.04
1	15.24
1-1/4	14.04
1-1/2	18.18
2	32.29

PLUGS



SIZE	BOX QTY	LIST
1/8	100	\$6.40
1/4	100	6.44
3/8	50	6.44
1/2	25	6.74
3/4	25	8.60
1	25	8.60
1-1/4	30	14.53
1-1/2	25	18.41
2	15	23.36
2-1/2	—	45.60
3	—	64.66
4	—	134.17

G. J. UNIONS



SIZE	BOX QTY	LIST
1/8	25	\$41.72
1/4	35	40.27
3/8	35	26.82
1/2	40	27.12
3/4	30	32.11
1	18	39.97
1-1/4	12	54.35
1-1/2	12	69.59
2	12	92.89
2-1/2	—	153.33
3	—	367.33
4	—	797.95

TANK NIPPLES

SIZE	LIST
3/4	\$27.22
1	33.92
1-1/4	49.37
1-1/2	58.26
2	70.94

GALVANIZED NIPPLE ASSORTMENTS

DGN333

MODEL #	SIZE	RANGE	QTY.	LIST
GNA12	1/2"	Close Thru 6"	66	238.79
GNA34	3/4"	Close Thru 6"	66	291.91
GNA1	1"	Close Thru 6"	60	405.72
GNA114	1-1/4"	Close Thru 6"	60	524.53

GALVANIZED NIPPLES

GN+SIZE

	CL	2	2-1/2	3	3-1/2	4	4-1/2	5	5-1/2	6	8	10	12	14
1/4"	2.58	3.00	3.93	3.93	4.75	4.75	6.49	6.49	7.21	7.21	—	—	16.03	—
3/8"	2.83	3.21	4.34	4.34	—	5.13	—	7.05	—	7.86	—	—	—	—
1/2"	2.27	2.41	2.85	2.85	3.50	3.50	4.18	4.18	4.75	4.75	8.37	9.96	13.29	—
3/4"	2.76	2.99	3.32	3.32	4.32	4.32	5.13	5.13	6.16	6.16	10.71	11.86	18.07	—
1"	3.79	4.50	4.85	4.85	5.79	5.79	7.16	7.16	8.14	8.14	13.55	15.53	23.89	—
1-1/4"	5.10	5.57	6.03	6.03	7.16	7.16	8.84	8.84	10.26	10.26	16.64	19.88	21.98	34.86
1-1/2"	6.02	6.45	7.16	7.16	9.04	9.04	10.92	10.92	9.59	12.32	19.11	19.82	19.82	—
2"	8.94	—	9.47	9.47	11.50	11.50	14.71	14.71	17.08	17.08	27.85	32.59	37.38	—
2-1/2"	25.09	—	—	20.27	23.54	30.24	26.25	26.25	—	37.04	47.70	54.40	60.84	—
3"	30.11	—	—	26.66	31.27	40.18	—	46.82	—	49.53	66.67	76.07	85.56	—
4"	45.10	—	—	—	—	53.90	—	47.06	—	66.83	79.75	92.43	105.21	—

STAINLESS STEEL DROP PIPE COUPLINGS

ITEM	DESCRIPTION	LIST
SSDC1	1" STAINLESS STEEL DROP PIPE COUPLING	50.63
SSDC114	1-1/4" STAINLESS STEEL DROP PIPE COUPLING	60.10
SSDC112	1-1/2" STAINLESS STEEL DROP PIPE COUPLING	67.85
SSDC2	2" STAINLESS STEEL DROP PIPE COUPLING	72.18



BLACK THREADED FITTINGS

90° ELS B90L+SIZE

SIZE	BOX QTY	LIST
1/4	35	\$5.53
1/2	50	4.13
3/4	35	5.01
1	20	8.80
1-1/4	20	14.26
1-1/2	12	18.78
2	8	32.21
2-1/2	—	69.95
3	—	104.30
4	—	221.81

45° ST ELS B45SL+SIZE

SIZE	BOX QTY	LIST
1/2	50	\$8.83
3/4	40	13.57
1	25	15.78
1-1/4	20	27.25
1-1/2	15	33.84
2	—	57.09

CAPS BCP+SIZE

SIZE	BOX QTY	LIST
1/4	40	\$5.44
3/8	40	4.51
1/2	50	4.15
3/4	40	5.63
1	25	6.75
1-1/4	25	8.84
1-1/2	20	12.04
2	15	15.78
2-1/2	—	39.13
3	—	58.19
4	—	90.78

45° ELS B45L+SIZE

SIZE	BOX QTY	LIST
1/2	50	\$6.75
3/4	40	8.25
1	25	10.51
1-1/4	15	18.41
1-1/2	12	22.72
2	8	34.18

REDUCING TEE BRT+SIZE

SIZE	LIST
1/2 X 1/2 X 3/4	\$16.12
3/4 X 1/2 X 1/2	12.26
3/4 X 3/4 X 1/2	11.80
3/4 X 1/2 X 3/4	13.51
3/4 X 3/4 X 1	13.49
1 X 1 X 1/2	15.03
1 X 1/2 X 1	17.11
1 X 1/2 X 1/2	17.11
1 X 1 X 3/4	15.03
1 X 3/4 X 1	17.11
1 X 3/4 X 3/4	15.83
1-1/4 X 1/2	27.25
1-1/4 X 3/4	23.92
1-1/4 X 1	23.92
1-1/4 X 1-1/2	27.74
1-1/2 X 1/2	37.26
1-1/2 X 3/4	30.23
1-1/2 X 1	30.23
1-1/2 X 1-1/4	37.26
1-1/2 X 1 X 1-1/4	32.22
1-1/2 X 1 X 1-1/2	37.26
2 X 2 X 1/2	58.19
2 X 2 X 3/4	37.26
2 X 1	47.32
2 X 2 X 1-1/4	49.99
2 X 1-1/2	49.99

90° ST. ELS B90SL+SIZE

SIZE	BOX QTY	LIST
3/8	30	\$8.39
1/2	50	8.60
3/4	25	8.36
1	25	12.04
1-1/4	15	18.41
1-1/2	12	24.51
2	8	39.78

TEES BT+SIZE

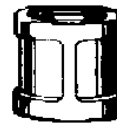
SIZE	BOX QTY	LIST
3/8	40	\$8.36
1/2	40	5.42
3/4	40	7.66
1	20	13.51
1-1/4	15	21.91
1-1/2	10	27.25
2	10	46.37
2-1/2	—	95.34
3	—	143.14
4	—	309.16

HEX BUSHINGS BHB+SIZE

SIZE	BOX QTY	LIST
3/8	25	\$7.41
1/2	25	7.41
3/4	25	7.24
1	25	8.96
1-1/4	25	9.92
1-1/2	30	11.30
2	20	15.04
2-1/2	—	24.59
3	—	33.97
4	—	39.74
5	—	72.57
6 X 4	—	162.91
6 X 5	—	234.46

BLACK THREADED PIPE FITTINGS & NIPPLES

SIZE	Square Hd Plugs		Pipe Coupling		G. J. Unions		Nipple Assortment BNA
	Bx	BP	Bx	BC	Bx	BU	
1/8	50	3.57		3.33	25	29.91	
1/4	50	3.33		4.65	35	28.47	
3/8	50	3.33		4.60	35	19.21	
1/2	50	3.74	25	4.36	40	18.32	282.99
3/4	40	3.74	25	6.20	30	21.85	334.15
1	35	4.75	25	9.22	18	28.57	469.20
1-1/4	25	5.99	25	13.61	12	37.87	619.26
1-1/2	20	8.34	15	12.47	12	46.24	
2		11.89	20	19.78	12	69.87	
2-1/2		21.71		56.83		168.46	
3		29.78		79.75		204.53	
4		62.44		126.26		505.72	



DBF500 BX5010

Reducer Couplings BRC+SIZE		
SIZE	BOX	LIST
1/2 x 1/8	25	6.66
1/2 x 1/4	20	6.10
1/2 x 3/8	25	5.78
3/4 x 1/4	12	7.59
3/4 x 3/8	50	7.59
3/4 x 1/2	60	6.62
1 x 3/8	20	7.08
1 x 1/2	45	10.27
1 x 3/4	35	10.27
1 1/4 x 1/2	15	12.78
1 1/4 x 3/4	20	12.84
1 1/4 x 1	15	12.84
1 1/2 x 1/2	15	18.82
1 1/2 x 3/4	15	21.21
1 1/2 x 1	15	18.82
1 1/2 x 1 1/4	10	16.22
2 x 1/2	40	30.62
2 x 3/4	20	26.92
2 x 1	20	25.48
2 x 1 1/4		26.92
2 x 1 1/2		23.57
2 1/2 x 1		47.98
2 1/2 x 1 1/4		68.52
2 1/2 x 1 1/2		70.09
2 1/2 x 2		70.09

CAST IRON BF+SIZE SIZE	FLANGE LIST
1-1/2 x 5	110.33
2 x 6	109.97
2-1/2 x 7	128.69
3 x 7-1/2	165.42
4 x 9	223.27
6 x 11	356.98
8 x 13-1/2	334.11





BLACK PIPE NIPPLES BN+SIZE


SIZE	CL	1-1/2	2	2-1/2	3	3-1/2	4	4-1/2	5	5-1/2	6
1/4	2.66	2.77	2.77	3.61	3.61	2.48	4.18	6.37	6.37	7.50	7.50
3/8	2.68	3.07	3.07	2.33	3.93	—	4.63	—	3.97	—	7.46
1/2	2.28	2.28	2.28	2.68	2.68	3.21	3.21	3.78	3.78	4.25	4.25
3/4	2.62	2.77	2.77	3.17	3.17	3.93	3.93	4.93	4.93	5.63	5.63
1	3.78	—	4.18	4.38	4.38	5.45	5.45	6.46	6.46	7.66	7.66
1-1/4	4.79	—	5.45	5.83	5.83	6.88	6.88	8.20	8.20	9.75	9.75
1-1/2	5.99	—	6.45	7.21	7.21	8.11	8.11	9.91	9.91	11.35	11.35
2	8.16	—	—	9.37	9.37	11.34	11.34	13.09	13.09	15.28	15.28
2-1/2	25.54	—	—	—	26.21	28.38	30.85	20.07	33.84	30.55	35.34
3	30.35	—	—	—	32.99	39.07	39.07	25.54	43.07	46.82	46.82
4	45.69	—	—	—	—	31.36	52.89	60.43	60.43	38.27	64.52





THREADED BRASS FITTINGS


COUPLING BMC+SIZE 		
SIZE	BOX QTY	LIST
1/4	30	\$9.10
1/2	50	11.41
3/4	35	15.07
1	20	22.89
1-1/4	20	35.78
1-1/2	12	48.60
2	8	80.02


45 DEGREE ELS BM45L+SIZE 		
SIZE	BOX QTY	LIST
3/4	40	18.62
1	25	31.44
1-1/4	15	50.27
1-1/2	12	42.11
2	8	102.14


90 DEGREE ST. ELS BM90SL+SIZE 		
SIZE	BOX QTY	LIST
1/4	30	\$13.81
1/2	50	17.21
3/4	25	24.26
1	25	40.13
1-1/4	15	61.42
2	8	135.65


90 DEGREE ELS BM90L+SIZE 		
SIZE	BOX QTY	LIST
1/4	50	\$9.10
1/2	40	13.81
3/4	30	18.62
1	25	28.72
1-1/4	15	45.68
1-1/2	12	57.08
2	8	92.83


PLUGS BMP+SIZE 		
SIZE	BOX QTY	LIST
1/8		\$6.03
3/8		6.03
1/4	50	6.03
1/2	50	9.52
3/4	40	10.89
1	25	14.36
1-1/4	20	21.39
1-1/2	15	27.23
2	—	42.98


TEES BMT+SIZE 		
SIZE	BOX QTY	LIST
1/4	35	\$12.66
1/2	40	15.90
3/4	40	22.89
1	20	40.66
1-1/4	15	57.03
1-1/2	10	78.47
2	10	128.59
3		255.58

HEX BUSHINGS BMB+SIZE 		
SIZE	BOX QTY	LIST
1/4	40	\$7.23
1/2	50	8.60
3/4	40	12.02
1	25	16.63
1-1/4	25	25.70
1-1/2	20	32.83
2	15	58.54

UNION BMU+SIZE 		
SIZE	BOX QTY	LIST
1/4	40	\$32.27
1/2	30	35.08
3/4	20	48.60
1	15	64.38
1-1/4	12	94.29
1-1/2	10	111.30
2	8	171.30

RED. COUPLING BMRC+SIZE 		
SIZE	BOX QTY	LIST
3/8	40	\$9.74
1/2	40	12.17
3/4	25	18.12
1	25	33.94
1-1/4	25	48.60
1-1/2	30	61.42
2	20	102.85

CAP BMCAP + SIZE 		
SIZE	BOX QTY	LIST
1/4	80	6.83
1/2	75	9.10
3/4	40	12.02
1	35	18.83
1-1/4	25	28.64
1-1/2	25	38.67
2	18	65.62

REDUCER TEE BMRT+SIZE 		
SIZE	BOX QTY	LIST
1	25	\$50.09
1 1/4	25	70.62
2	20	158.81



THREADED BRASS FITTINGS

45 DEGREE ST ELS BM45SL + SIZE		
SIZE	BOX QTY	LIST
1/4	40	\$14.10
1/2	75	17.21
1	25	40.13
1-1/4	10	61.42

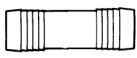



CROSS BMCR + SIZE		
SIZE	BOX QTY	LIST
3/4	20	37.11





BRASS THREADED NIPPLES BMN+SIZE								
SIZE	1/4	1/2	3/4	1	1-1/4	1-1/2	2	3
CL	6.00	8.29	11.94	17.59	26.54	34.53	52.58	188.72
1-1/2	6.94	9.59	12.74	—	—	—	—	—
2	7.83	11.24	15.02	21.72	30.33	37.13	—	—
2-1/2	8.52	13.39	17.42	25.34	34.28	44.52	56.79	—
3	9.97	15.71	20.11	29.17	40.58	51.15	65.51	—
3-1/2	10.85	17.94	22.55	33.78	47.47	—	75.41	—
4	12.77	20.57	26.22	37.99	53.44	66.63	85.72	249.87
4-1/2	13.84	22.32	28.54	42.36	59.20	—	95.55	—
5	15.12	24.58	31.47	46.83	65.26	—	105.95	—
5-1/2	—	27.01	34.42	51.29	71.40	—	116.23	—
6	18.41	29.93	38.31	55.93	77.98	98.41	126.54	356.96
12	—	—	73.41	110.09	154.14	—	—	—

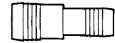
RP&S INSERT FITTINGS


	INSERT COUPLINGS		
	ISC	RBC	IPC
SIZE	STEEL	BRASS	POLY
1/2"	\$4.12	\$8.60	\$2.15
3/4"	9.39	13.01	2.60
1"	11.88	31.77	2.72
1-1/4"	18.78	36.00	4.02
1-1/2"	22.45	43.50	4.75
2"	16.17	108.50	8.98

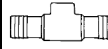
	MALE ADAPTERS		
	ISMA	RBMA	IPMA
SIZE	STEEL	BRASS	POLY
1/2"	\$8.62	\$12.40	\$2.13
3/4"	9.42	9.23	2.60
1"	10.71	19.34	2.66
1" XL	N.A.	36.80	N.A.
1-1/4"	13.75	34.30	4.23
1-1/4" XL	N.A.	57.80	N.A.
1-1/2"	15.83	42.50	4.75
2"	21.34	87.00	9.13


	INSERT TEE		
	RBT	IPT	
SIZE	STEEL	BRASS	POLY
1/2"	N.A.	\$8.80	\$4.64
3/4"	N.A.	32.72	5.03
1"	N.A.	45.50	6.52
1-1/4"	N.A.	47.00	10.20
1-1/2"	N.A.	N.A.	11.58
2"	N.A.	N.A.	22.86

	INSERT ELBOW		
	RB90L	IP90L	
SIZE	STEEL	BRASS	POLY
1/2"	N.A.	N.A.	\$4.23
3/4"	N.A.	27.66	5.19
1"	N.A.	22.07	5.73
1-1/4"	N.A.	47.00	6.42
1-1/2"	N.A.	74.00	7.56
2"	N.A.	N.A.	10.56


	INSERT RED. CPLG	
	RBC	IPRC
SIZE	BRASS	POLY
3/4 X 1/2"	\$8.22	\$3.51
1 X 3/4"	26.20	3.64
1-1/4 X 1"	35.20	5.73


	INSERT RED. TEE	
	RBT	IPRT
SIZE	BRASS	POLY
1 X 3/4"	\$135.55	6.72
1 X 1-1/4"	N.A.	20.13
1-1/4 X 3/4"	N.A.	8.75
1-1/4 X 1"	132.00	8.75
1-1/2 X 1-1/4"	N.A.	15.26
2 X 1-1/2"	N.A.	23.40


	COMB. TEE INS X FPT	
	RBCT	IPTF
SIZE	BRASS	POLY
3/4"	---	\$7.56
1"	51.22	8.92
1-1/4"	86.93	13.08
1 X 3/4"	---	8.23
1-1/4 X 1"	---	13.08


	REDUCING MALE ADAPT	
	IPRMA	RBMA
SIZE	POLY	BRASS
3/4 X 1"	\$7.02	\$22.61
*1 X 3/4"	6.27	19.70
1 X 1-1/4"	7.96	31.00
1-1/4 X 1"	8.45	29.80

*Yellow Brass

	FEMALE ADAPTER	
	IPFA	RBFA
SIZE	POLY	BRASS
3/4"	\$10.27	\$23.46
1"	11.37	22.50
1-1/4"	13.97	30.68


	INSERT PLUG
	IPP
SIZE	POLY
3/4"	\$4.02
1"	5.41
1-1/4"	6.85
1-1/2"	7.47
2"	13.20


	HYDRANT EL X MIP	
	IP90LT	RBHE
SIZE	POLY	BRASS
3/4"	\$7.41	\$18.34
1 X 3/4"	-	24.50
1"	9.67	24.86
1-1/4"	12.86	52.50
1-1/2"	17.08	

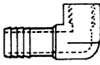
	HYDRANT TEE
	RBHT
SIZE	BRASS
3/4"	\$29.40
1"	41.01
1 X 3/4"	42.99



INSERT FITTINGS CLAMPS


POLY REDUCING 90 EL 1 X MPT IPR90L+SIZE 	
SIZE	POLY
1 X 3/4"	\$6.02
1-1/4 X 1"	8.92

 POLY INST. CROSS 1 X 1 X 1 IPCR	
SIZE	POLY
3/4"	12.17
1"	15.08

	COMBINATION EL 1 X FPT	
	RBCE	IP90LFT
SIZE	BRASS	POLY
1/2"	N.A.	\$4.76
3/4"	N.A.	5.19
1"	\$33.00	6.67
1 X 3/4"	N.A.	6.02
1-1/4"	38.50	9.88
1-1/4 X 1"	N.A.	8.92
1-1/2"	N.A.	11.24

NYLON HEX BUSHING NB+SIZE		
DNB333		
SIZE	DESCRIPTION	LIST
1-1/4 X 1	NYLON HEX BUSHING	4.56

STAINLESS STEEL CLAMPS			
DSC333			
MODEL	PIPE RANGE	BOX QTY	LIST
MM4SS	1/4 - 5/8"	10	\$2.49
MM5SS	5/16 - 7/8"	10	2.87
H12-SS	1/2 - 3/4"	10	2.30
H16-SS	3/4 - 1"	10	2.30
H20-SS	1 - 1-1/4"	10	2.43
H24-SS	1-1/4 - 1-1/2"	10	2.43
H32-SS	1-1/2 - 2"	10	2.62
H36-SS	1-1/2 - 2"	10	2.62
H96-SS	5-5/8" - 6-1/2"	10	6.83
H104-SS	6-1/8" - 7"	10	6.83
H116-SS	6-7/8" - 7-3/4"	10	8.66
LXON6920	1/2 - 1-1/4"	50	12.50
LXON6932	1-2 - 2"	50	12.68





CENTENNIAL POLYETHYLENE PIPE

DPP3333



CEN CORE CC+POUND+SIZE				
SIZE	160 PSI	200 PSI	250 PSI	CTS 250 PSI
3/4	.81	1.09	1.09	.72
1	1.28	1.76	1.76	1.12
1¼	2.19	3.03	2.88	1.93
1½	2.98	3.93	—	—
2	4.94	6.82	—	—



CEN FLO MDPE CFMD+POUND+SIZE			
SIZE	80 PSI	100 PSI	160 PSI
1/2	—	.42	—
3/4	—	.61	1.03
1	.63	.96	1.60
1¼	1.08	1.70	2.90
1½	1.62	2.38	—
2	2.76	4.12	—



CEN FLO HDPE CFHD+POUND+SIZE					
SIZE	80 PSI	100 PSI	125 PSI	160 PSI	200 PSI
3/4	—	.43	.56	.71	.92
1	.52	.69	.90	1.01	1.36
1¼	.92	1.20	1.56	1.92	—
1½	1.39	1.60	—	2.62	3.74
2	2.22	2.79	—	—	6.41

CENFUSE HDPE 160 PSI SDR11	
3/4"	.71
1"	1.12
1-1/4"	1.68
2"	2.98



NATURAL GAS PIPE

YELLOW GAS PIPE "2406" YGP+SIZE				
SIZE	OD	ID	COIL SIZE	LIST
1"	1.315	1.077	150/500	1.12
1-1/4"	1.660	1.358	150/500	1.76

SOCKET FUSION COUPLING SFC+SIZE	
SIZE	LIST
3/4	3.50
1	3.90
1-1/4	4.63
1-1/2	5.98
2	9.10

SOCKET FUSION MALE ADAPTERS SFMA+SIZE	
SIZE	LIST
3/4	28.34
1	32.55
1-1/4	62.78
1-1/4X1	34.35

SOCKET FUSION TEES SFT+SIZE	
SIZE	LIST
3/4	6.15
1	8.00
1-1/4	11.90
1-1/2	19.82

SOCKET FUSION REDUCER TEE SFRT+SIZE	
SIZE	LIST
1-1/4X3/4	11.78
1-1/4X1	11.78
2X3/4	27.14
2X1	27.22
2X1-1/4	27.14

SOCKET FUSION REDUCER COUPLINGS SFRC+SIZE	
SIZE	LIST
1X3/4	14.05
1-1/4X1	10.24
1-1/2X1-1/4	23.45

SOCKET FUSION 90 ELLS SF90L+SIZE	
SIZE	LIST
3/4	4.95
1	5.65
1-1/4	8.12
1-1/2	12.22
2	19.72
1-1/4X1	5.08
1-1/4X3/4	6.65

PREBENT ANODELESS RISER PBR+SIZE	
1 X 1	\$119.15
1-1/4 X 1-1/4	178.15



Straight Anodeless Riser

TRAC PIPE



TP12	1/2" TRAC PIPE	\$ 8.23 PER FT
TP34	3/4" TRAC PIPE	\$ 10.69 PER FT
TP1	1" TRAC PIPE	\$ 15.24 PER FT



FITTINGS

TRAC PIPE COUPLING

TPC12	\$ 52.43
TPC34	\$ 72.14
TPC1	\$ 111.61

TRAC PIPE FLANGE


TPFF12	\$ 38.67
TPFF34	\$ 50.13
TPFF1	\$ 68.97

TRAC PIPE MALE ADPT

TPMA12	\$ 28.19
TPMA34	\$ 38.40
TPMA1	\$ 59.37

TRAC PIPE TEE

TPT12	\$ 82.76
TPT34	\$ 109.61
TPRT34X12	\$ 114.12



GAS REGULATORS

TPGR12	\$ 63.11
TPGR34	\$ 116.26



PVC PRESSURE PIPE & WELL CASING

SIZE	SDR 26 160LB PVC160+SIZE	SDR 21 200LB PVC200+SIZE	SDR 17 250LB SDR17+SIZE	SCH 40 B.E. SCH40+SIZE	SCH 80 PLAIN SCH80PE	SCH 80 THR. SCH80+SIZE
1/2"	—	.34	—	.59	—	—
3/4	—	.53	—	.70	1.59	—
1	—	.70	—	1.10	—	1.88
1-1/4	.84	1.18	—	1.41	—	2.62
1-1/2	1.12	1.39	—	1.77	—	3.48
2	1.72	1.93	—	2.29	—	4.50
2-1/2	2.45	3.33	—	3.89	8.44	—
3	3.71	4.82	—	4.63	13.87	—
4	5.40	6.43	—	6.12	14.91	—
4-1/2	6.31	—	9.69	8.14	—	—
5	8.12	9.64	11.98	9.64	—	—
6	11.33	13.98	17.50	11.79	—	—
8	—	24.24	—	18.48	—	—
10	—	—	—	25.92	—	—
12	—	—	—	34.46	—	—
16	66.03	—	—	66.93	—	—

PVC SCH 80 DROP PIPE COUPLINGS S80DPC+SIZE	
1"	\$11.72
1-1/4"	14.63
1-1/2"	32.33
2"	33.89

GASKETED IRRIGATION PIPE PIP+SIZE+POUND			
SIZE	#80	#100	
6"	\$7.75	\$9.50	
8"	13.90	16.70	
10"	20.07	10.30	
12"	12.20	23.80	
15"	19.00	23.00	



SCH 40 PVC FITTINGS PRESSURE RATED

Couplings sxs		
PC114 = 1-1/4 CPLG		
Size	Bx Qty	List
1/2	50	.88
3/4	50	1.22
1	50	2.12
1-1/4	25	2.94
1-1/2	25	3.14
2	10	4.80
2-1/2	10	10.62
3	10	16.62
4	6	24.07
4 1/2	na	107.11
4 1/2 x 4	na	-
4 1/2 x 5	na	-
5	5	44.04
6	4	76.10
8	na	142.08
10	na	259.09
12	na	275.82
16	na	499.52

Caps (slip)		
PCAP114 = 1-1/4 CAP		
Size	Bx Qty	List
1/2	50	1.22
3/4	50	1.41
1	50	2.22
1-1/4	25	3.14
1-1/2	25	3.46
2	10	4.12
2-1/2	10	13.19
3	10	14.39
4	6	32.73
5	5	55.02
6	4	78.52
8	na	197.22
10	na	138.82
12	na	169.89
16	na	638.40

FEMALE ADAPTERS sxt		
PFA1 = 1" FEMALE ADAPT.		
Size	Bx Qty	List
1/2	50	1.50
3/4	50	1.91
1	50	2.22
1-1/4	25	3.46
1-1/2	25	3.93
2	10	5.27
2-1/2	10	13.32
3	10	17.99
4	6	29.77
4-1/2X4	na	95.00
5X4-1/2	na	130.00
5	5	77.11
6	4	109.61
8	na	206.64

MALE ADAPTERS sxt		
PMA2 = 2" MALE ADAPT		
Size	Bx Qty	List
1/2	50	1.22
3/4	50	1.34
1	50	2.40
1-1/4	25	2.94
1-1/2	25	3.93
2	10	5.16
2-1/2	10	15.21
3	10	22.28
4	6	28.46
5	5	46.87
6	4	74.14
8	na	336.99

90° EL		
S X S		
P90L34 = 34" 90° EL		
Size	Bx Qty	List
1/2	50	1.34
3/4	50	1.50
1	50	2.71
1-1/4	25	4.78
1-1/2	25	5.14
2	10	8.03
2-1/2	10	24.51
3	10	29.32
4	6	52.42
5	5	135.49
6	4	166.74
8	na	429.73

45° EL		
S X S		
P45L12 = 1/2" 45° EL		
Size	Bx Qty	List
1/2	50	2.22
3/4	50	3.46
1	50	4.12
1-1/4	25	5.77
1-1/2	25	7.20
2	10	9.43
2-1/2	10	24.57
3	10	38.10
4	6	68.30
5	5	135.49
6	4	168.76
8	na	405.87

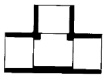
Coupling Deep Socket s x s		
PDSC4 = 4" DEEP SOCKET		
Size	Bx Qty	List
1	25	5.86
1-1/4	25	6.60
1-1/2	50	8.21
2	60	13.58
2-1/2	25	17.47
3	15	26.34
4	10	52.92

PVC Unions		
S X S		
PUS1 = 1" PVC UNION S X S		
Size	Bx Qty	List
1/2	10	14.50
3/4	10	14.98
1	10	15.43
1-1/4	5	49.76
1-1/2	5	51.80
2	5	69.88

PVC Unions Threaded		
PUT1 = 1" PVC UNION T X T		
Size	Bx Qty	List
3/4	10	24.63
1	10	33.70
1-1/4	10	57.82
1-1/2	5	59.11
2	5	72.54

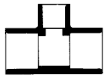
PVC WELL CAPS		
S X S		
WCEC + SIZE		
SIZE	DESCRIPTION	LIST
4"	4" light pvc cap	15.64
4 1/2"	4-1/2 light pvc cap	20.86
5"	5" light pvc cap	20.86
6"	6" light pvc cap	39.82
8"	8" light pvc cap	65.27

DPF50
 BX5020



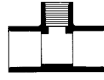
TEE SXSXS
PTS1 = 1" TEE

Size	Bx Qty	List
1/2	50	1.66
3/4	50	1.91
1	50	3.60
1-1/4	25	5.59
1-1/2	25	6.81
2	10	9.93
2-1/2	10	32.73
3	10	43.01
4	6	77.83
5	5	187.98
6	4	262.00
8	-	607.60



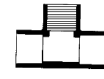
RED. TEE SXSXS
PRTS34 = 3/4" RED TEE SXS

Size	Bx Qty	List
1	50	4.12
1-1/4	25	6.17
1-1/2	25	10.80
2	10	10.62
3	10	46.82
4	6	77.83
6	4	262.00
8	-	607.60




RED. TEE SXT
PRTT1 = 1" RED TEE SXT

Size	Bx Qty	List
3/4	50	3.33
1	50	4.44
1-1/4	25	10.13
1-1/2	25	13.19
2	10	16.59
3	10	51.29
4	6	85.71




TEE SXT
PTT1 = 1" TEE SXT

Size	Bx Qty	List
1/2	50	2.22
3/4	50	3.46
1	50	6.37
1-1/4	25	10.13
2	10	16.71




REDUCER BUSHING S X S
PRBS = RED BUSH SXS

Size	Bx Qty	List
3/4	50	1.41
1	50	2.53
1-1/4	25	3.46
1-1/2	25	3.63
2	10	6.01
2-1/2	10	9.66
3	10	14.22
4	6	31.82
5	5	44.76
6	5	78.86
8	-	274.73




REDUCER BUSHING S X T
PRBT = RED BUSH SXT

Size	Bx Qty	List
3/4	50	2.22
1	50	3.60
1-1/4	25	5.51
1-1/2	25	6.37
2	10	8.53
2-1/2	10	12.36
3	10	14.22
4	6	31.74
5	5	61.96
6	5	116.23




TEE TXT
PTTT1 = 1" TEE SXT

Size	Bx Qty	List
1	50	13.31
1-1/4	25	18.43




90° ST. EL TXT
P90SLTT1 = 1" 90° ST EL T x T

Size	Bx Qty	List
1	50	8.29
1-1/4	25	10.24




REDUCER BUSHING TXT
PRBTT=RED BUSH T X T

Size	Bx Qty	List
1	50	5.51
1-1/4	25	8.21
1-1/2	25	9.93
2	10	10.62
2-1/2	10	37.16




90° EL SXT
P90LT1 = 1" 90° EL S X T

Size	Bx Qty	List
1/2	50	1.66
3/4	50	1.91
1	50	3.60
1-1/4	25	6.01




CROSS SXS
PCR1 = 1" CROSS

Size	Bx Qty	List
1	50	10.62
1-1/4	25	14.02
1-1/2	25	15.91
2	10	23.47



PVC PLUG TXT
PPLT1 = 1" THREADED PLUG

Size	Bx Qty	List
1	50	6.37
1-1/4	25	6.71
1-1/2	25	7.18
2	10	9.28

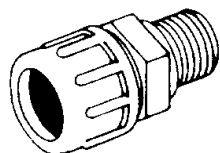
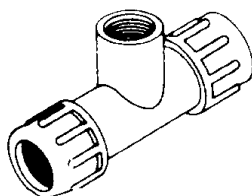
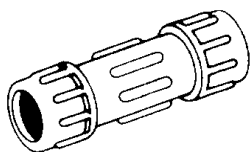


90° ST. EL SXS
P90SL1 = 1" 90° ST EL S x S

Size	Bx Qty	List
1/2	50	3.78
3/4	50	4.66
1	50	8.03
1-1/4	25	9.63
1-1/2	10	10.62
2	10	20.50



COMPRESSION FITTINGS PVC CEMENTS & NIPPLES



PVC FLO CONTROL COMPRESSION FITTINGS			
SIZE	COUPLINGS PCC+SIZE	THREADED TEE PCT+SIZE	MALE ADAPTER PCMA+SIZE
1/2	\$8.46	—	6.88
3/4	11.47	20.26	8.33
1"	14.94	24.08	10.60
1-1/4	22.86	25.54	16.24
1-1/2	23.57	54.13	16.69
2"	30.65	78.25	20.80
2-1/2	57.65	—	—
3"	75.48	—	—
4"	124.15	—	—
6"	282.35	—	—

GALVANIZED COMPRESSION FITTINGS	
SIZE	GCC+SIZE
1/2"	\$13.61
3/4"	17.06
1"	22.89
1-1/4"	31.36
1-1/2"	36.16
2"	57.17

SIZE	PVC CEMENTS & CLEANERS						
	MP6 All Purpose ABS-PVC	P4 Regular Cement	P6 Medium Cement	P12G Grey Sch 80	WS Wet Set Cement	AT All-Temp Cement	CP Clear Primer
1/4 Pt	—	\$7.12	—	—	—	—	\$7.84
1/2 Pt	—	10.75	—	—	—	—	11.47
Pt.	27.02	20.36	20.04	26.45	28.04	27.48	25.02
Qt.	49.96	35.52	37.91	46.90	48.19	40.92	42.39
Gal.	—	119.03	—	1161.92	161.63	135.36	124.14

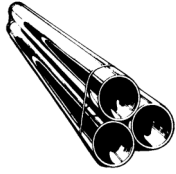
D80N4000

S C H 8 0 P V C	N I P P L E S	S80N+SIZE	CL	2"	3"	4"	5"	6"	8"	10"	11"	12"
			3/4	4.45	4.80	5.33	5.67	6.11	7.44	8.55	9.38	—
1	4.86	5.25	5.80	6.33	7.18	7.85	9.18	10.61	—	11.91		
1 1/4	5.28	5.73	6.49	7.45	6.93	9.35	8.86	10.25	—	14.04		
1 1/2	6.11	6.49	7.22	9.98	8.03	12.14	10.55	16.35	—	19.07		
2	7.61	—	9.57	12.36	13.71	16.12	—	23.67	—	27.13		
2 1/2	—	—	—	—	—	—	—	—	—	—		
3	29.36	—	—	42.75	—	59.89	—	—	—	81.09		
4	47.94	—	—	60.98	—	71.27	—	—	—	115.25		



SEWER PIPE & FITTINGS

SDR35 & ASTM2729



DSF50-20

SIZE	DESCRIPTION	LIST
ASTM D2729 10' LENGTHS		
SOLID: 2729S+SIZE PERF: 2729P+SIZE		
4"	D2729 Light Wall Sewer Pipe (solid or perf)	1.56
6"	D2729 Light Wall Sewer Pipe (solid or perf)	2.53
SDR 35 ASTM 3034		
BELLED END: 3034BE+SIZE GASKETED: 3034G+SIZE		
4"	SDR 35 Solvent Weld Belled End 10'	5.14
6"	SDR 35 Solvent Weld Belled End 10'	11.87
8"	SDR 35 Solvent Weld Belled End 10'	21.52
4"	SDR 35 Gasketed 14' Lay lengths	5.14
6"	SDR 35 Gasketed 14' Lay lengths	9.00
8"	SDR 35 Gasketed 14' Lay lengths	16.25

THREADED PLUG
MPT

SDPLUG+SIZE

4"	\$6.21
6"	31.06

TEE
H x H x H

SDT+SIZE

4"	\$10.59
6"	42.30

22 1/2° ELBOW (1/16 BEND)
H x H

SD225L+SIZE

4"	\$8.48
6"	37.15
8"	95.89

90° ELBOW (1/4 BEND) LONG RADIUS
H x H

SD90L+SIZE

4"	\$10.59
6"	51.08
8"	117.17

COUPLING
H x H

SDC+SIZE

4"	\$5.10
6"	18.70
8"	58.14

45° ELBOW (1/8 BEND)
H x H

SD45L+SIZE

4"	\$7.75
6"	30.43
8"	82.93

90° STREET ELBOW (1/4 BEND) LONG RADIUS
H x S

SD90SL+SIZE

4"	\$12.48
6"	40.11

FEMALE ADAPTER
FPT x H

SDFA+SIZE

4"	\$10.17
6"	48.00

45° STREET ELBOW (1/8 BEND)
H x S

SD45SL+SIZE

4"	\$10.48
6"	38.92

CAP

SDCAP+SIZE

4"	\$4.49
6"	16.38
8"	53.57

45° WYE
H x H x H

SD45Y+SIZE

4"	\$14.09
6"x 6"x 4"	52.13
6"	59.82
8"	199.90

FITTING CLEANOUT ADAPTER
FPT x S

SDCOA+SIZE

4"	\$4.68
6"	19.10

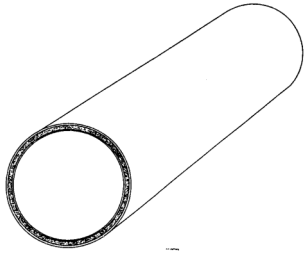
SANITARY TEE (T-Y)
H x H x H

SDST+SIZE

4"	\$16.30
6"	111.91



PVC DWV PIPE & FITTINGS



DCP(SIZE)

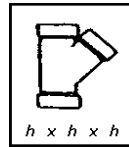
DWV CAPS	
SIZE	LIST
4	48.52

ECC+SIZE

DWV+SIZE

PVC DWV PIPE — SCH 40		
SIZE	ECC CELL CORE	DUAL RATED
1-1/2"	\$ 2.14	\$ 2.78
2	2.86	3.76
3	5.35	7.58
4	7.74	10.17
6	NA	19.18

D45Y(SIZE)



45° WYE	
SIZE	LIST
1-1/2	16.44
2	19.32
2x2x1½	23.78
2x1½x1½	27.21
3	49.71
3x3x1½	33.18
3x3x2	37.58
4	92.09
4x4x2	51.38
4x4x3	73.19
6	285.04
6x6x4	232.62

DRB(SIZE)




RED. BUSHING	
SIZE	LIST
2x1-1/2	5.02
3X1-1/2	24.37
3x2	11.18
4x3	21.62
6x4	112.22

DST(SIZE)

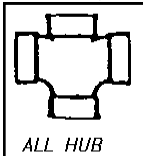


SANITARY TEE	
SIZE	LIST
1½	10.73
2	15.80
2x2x1½	13.97
2x1½x1½	13.87
2x1½x2	16.82
3	40.56
3x3x2	30.31
3x3x1½	25.73
4	70.63
4x4x2	66.06
4x4x3	89.77
6	322.12



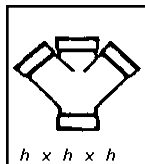
CLOSET FLANGE	
SIZE	LIST
DCF4A adj closet flg	\$67.06
DCF4X3 closet flg 4x3	24.19
DCF4X30 off-set flg	83.73
DCF4X3A adj closet flg	47.38
DCF4X3KO w/ knockout	4.67
DCF4X3AF adj closet flg 3"spigot	63.50

DSTD(SIZE)

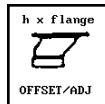


DOUBLE SAN. TEE	
SIZE	LIST
1-1/2	22.03
2	32.32
3	90.32
3x3x1½x1½	51.83
3x3x2x2	54.51
4	145.16
4x4x2x2	120.11
4x4x3x3	123.22


D45YD(SIZE)





DOUBLE WYE	
SIZE	LIST
1-1/2	37.18
2	40.03
3	103.26
3x3x2x2	76.91
4	209.37
4x4x2x2	125.52
4x4x3x3	165.88





DDF5000


 45 El h x h	D45L(SIZE) 45° EL H & H	
	1-1/2	5.72
	2	8.76
	3	24.10
	4	41.46
	6	182.68


 45 St El Sp x H	D45SL(SIZE) 45° ST EL HXI	
	1-1/2	5.81
	2	8.88
	3	23.18
	4	37.53
	6	214.12


 22 1/2 El h x h	D225SL(SIZE) 22 1/2° EL HXH	
	1-1/2	23.18
	2	24.74
	3	39.00
	4	56.81


 90 Dbl El h x h x h	D90LD(SIZE) 90° DBL EL	
	1-1/2	16.41
	2	28.53
	3	87.26
	4	120.48


 60 El h x h	D60L(SIZE) 60° EL HXH	
	1-1/2	11.22
	2	14.94
	3	53.00
	4	75.36


 90 St El Sp x H	D90SL(SIZE) 90° ST EL HXSP	
	1-1/2	7.63
	2	11.81
	3	29.26
	4	57.53
	6	266.04

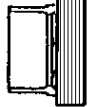
 90 El h x h	D90L(SIZE)LS 90° EL HXH LS	
	1-1/2	14.28
	2	15.40
	3	35.41
	4	67.59


 90 El h x h	D90L(SIZE) 90° EL HXH	
	1-1/2	6.23
	2	9.19
	3	28.44
	4	51.93
	6	208.46

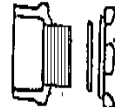
 Coupling h x h	DC(SIZE) COUPLING	
	1-1/2	2.78
	2	3.73
	2X1-1/2	8.20
	3	13.68
	3X1-1/2	26.04
	3X2	20.00
	4	23.50
	4X2	39.66
	4X3	42.18
6	81.27	

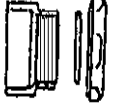
 Repair Cplg	DRC(SIZE) REPAIR COUPLING	
	1-1/2	16.06
	2	11.26
	3	28.33
	4	54.51


 Female Adapter H x Sp	DFA(SIZE) FEMALE ADAPTER	
	1-1/2	5.52
	2	9.34
	3	25.26
	4	32.33
	6	108.58


 Clean Out Adapter	DFCOA(SIZE) C/O ADAPTER	
	1-1/2	6.36
	2	8.96
	3	25.31
	4	41.60


 MPT	DP(SIZE) C/O PLUG	
	1-1/2	5.23
	2	5.38
	3	10.36
	4	15.34
	6	50.99


	DMTA(SIZE) TRAP ADAPT M	
	1-1/2	8.29
	112X114	8.60

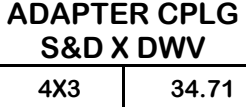
 h x slip	DFTA(SIZE) TRAP ADAPT F	
	1-1/2	7.38
	112X114	4.90

 Male Adapt spat x mpt	DMA(SIZE) MALE ADAPTER	
	1-1/2	5.72
	2	7.38
	3	21.42
	4	47.26

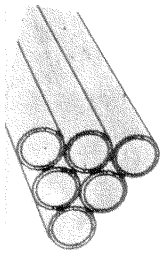
 h x h x h	DVT(SIZE) VENT TEE	
	1-1/2	27.73
	2	23.50
	3	73.19

 P TRAP h x h	DPT(SIZE) P TRAP LESS CLEANOUT	
	1-1/2	20.60
	2	27.16

 VENT TEE h x h x fpt	DCOT(SIZE) CLEAN OUT TEE	
	1-1/2	19.49
	2	23.96
	3	47.84
	4	89.02

	DSAC(SIZE) ADAPTER CPLG S&D X DWV	
	4X3	34.71
	4X4	45.57


CP500



SIZE	DESCRIPTION	LIST HARD	LIST SOFT
"K" TYPE			
1/2"	1/2" K COPPER	NA	6.94
3/4"	3/4" K COPPER	NA	12.70
1"	1" K COPPER	15.15	16.84
1-1/4"	1-1/4" K COPPER	18.84	20.85
1-1/2"	1-1/2" K COPPER	24.44	27.10
2"	2" K COPPER	36.72	41.98
"L" TYPE			
1/2"	1/2" L COPPER	4.93	5.76
3/4"	3/4" L COPPER	8.04	9.28
1"	1" L COPPER	11.46	13.27
1-1/4"	1-1/4" L COPPER	15.45	NA
1-1/2"	1-1/2" L COPPER	19.88	NA
2"	2" L COPPER	32.02	NA
2-1/2"	2-1/2" L COPPER	44.96	NA
3"	3" L COPPER	62.79	NA
4"	4" L COPPER	105.15	NA
"M" TYPE			
1/2"	1/2" M COPPER	3.61	NA
3/4"	3/4" M COPPER	5.83	NA
1"	1" M COPPER	8.79	NA
1-1/4"	1-1/4" M COPPER	12.95	NA
1-1/2"	1-1/2" M COPPER	17.82	NA
2"	2" M COPPER	27.69	NA
2-1/2"	2-1/2" M COPPER	40.14	NA
3"	3" M COPPER	53.29	NA
4"	4" M COPPER	98.20	NA
REFRIGERATION COPPER			
1/4"	1/4" X 50' COILS	NA	1.87
3/8"	3/8" X 50' COILS	NA	2.64

MALE ADAPTER


SIZE	LIST
1/4	14.01
3/8	12.23
1/2	4.52
1/2X1/4	15.17
1/2X3/8	12.59
1/2X3/4	14.38
3/4	7.60
3/4X1/2	14.38
1	21.40
1X3/4	31.66
1-1/4	31.66
1-1/2	36.38
2	61.90



C x M
CMA

FITTING MALE ADAPTER

1/2	21.78
3/4	28.07
1	35.66
1-1/4	110.18
1-1/2	133.44



FTG x M
CFMA

FEMALE ADAPTER

3/8	16.39
3/8X1/4	8.08
3/8X1/2	7.63
1/2	7.16
1/2X1/4	12.23
1/2X3/8	12.23
1/2X3/4	16.99
3/4	9.84
3/4X1/2	16.99
1	24.87
1X1/2	25.96
1X3/4	36.38
1-1/4	36.38
1-1/2	56.87
2	77.63




C x F
CFA

FITTING FEMALE ADAPT

1/2	15.59
3/4	20.16
1	36.02
1-1/4	58.21
1-1/2	76.43
2	102.10

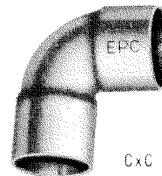
CFFA



FTG x F

90° EL

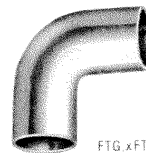
1/4	7.43
3/8	7.04
1/2	2.14
3/4	4.98
3/4X1/2	13.69
1	11.78
1X3/4	25.12
1-1/4	19.60
1-1/2	30.60
2	56.08
2-1/2	112.19
3	149.95
4	383.79



C x C
C90L

90° STREET EL

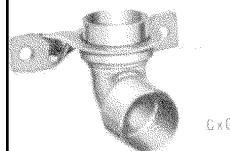
1/2	3.59
3/4	7.63
1	19.72
1-1/4	29.92
1-1/2	39.19
2	85.82



FTG x FTG
C90SL


90° DROP EAR EL

C90DLF	CXFPT	CXC
	1/2	6.45
	3/4	25.43
	CXC	
	1/2	8.67
	3/4	19.90



C x C
C90DL


45° EL



C45L

SIZE	LIST
1/2	4.43
3/4	7.60
1	19.01
1-1/4	25.76
1-1/2	30.97
2	52.01
2-1/2	110.84
3	164.48
4	350.49


45° STREET EL



C45SL

1/2	5.19
3/4	7.63
1	25.12
1-1/4	31.66
1-1/2	38.73
2	61.90
2-1/2	147.10
3	199.38
4	756.93


COUPLING



CC+SIZE+W

1/4	1.74
3/8	2.26
1/2	1.61
3/4	3.40
1	7.16
1-1/4	12.71
1-1/2	16.78
2	28.21
2-1/2	63.48
3	91.97
4	209.13
1/2 WOS	2.38
3/4 WOS	4.89
1 WOS	9.59
1-1/4 WOS	15.59
1-1/2 WOS	21.06
2 WOS	35.83


REDUCER COUPLING



CRC

1/2X1/4	5.86
1/2X3/8	3.71
3/4X3/8	8.06
3/4X1/2	6.39
1X1/2	13.94
1X3/4	11.79
1-1/4x1/2	17.21
1-1/4x3/4	16.57
1-1/4x1	16.57
1-1/2x1/2	29.06
1-1/2x3/4	27.40
1-1/2x1	27.40
1-1/2x1-1/4	27.40
2x1/2	47.61
2x3/4	45.74
2x1	44.91
2x1-1/4	42.62
2x1-1/2	42.62


FITTING REDUCER COUPLING



ftg x c
CRCF


1/2X1/4	6.04
3/4X1/2	6.39
1X1/2	12.76
1X3/4	12.62
1-1/4x1/2	18.07
1-1/4x3/4	18.07
1-1/4x1	18.07
1-1/2x1	23.53
1-1/2x1-1/4	23.53
2xall	49.83
2-1/2xall	132.91
3xall	124.40
4xall	262.09


UNION

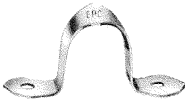


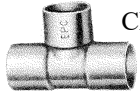
CU

1/2	24.37
3/4	35.18
1	48.96
1-1/4	67.07
1-1/2	112.64
2	171.37

<p>Cap</p>  <p>CCP</p>	SIZE	LIST
	1/2	1.70
	3/4	3.18
	1	7.60
	1-1/4	10.11
	1-1/2	14.82
	2	27.46
	2-1/2	87.81
	3	120.38

<p>Tee</p>  <p>CT</p>	SIZE	LIST
	1/2	3.69
	3/4	8.87
	1	30.01
	1-1/4	41.04
	1-1/2	63.19
	2	99.09
	3	305.20
	4	738.58


<p>Tube Straps</p>  <p>STRAP</p>	SIZE	LIST
	1/2	2.04
	3/4	3.44
	1	3.56
	1-1/4	4.32
	1-1/2	5.11
	2	5.66


<p>CRT</p>  <p>CRT</p>	SIZE	LIST	
	12X34	1/2x1/2x3/4	18.67
	341212	3/4x1/2x1/2	11.44
	34X12	3/4x3/4x1/2	10.53
	341234	3/4x1/2x3/4	11.44
	34X1	3/4x3/4x1	32.62
	11212	1x1/2x1/2	46.12
	1121	1x1/2x1	35.81
	13412	1x3/4x1/2	35.81
	1X34X34	1x3/4x3/4	35.81
	1X12	1x1x1/2	42.40


Reducing Tee


114341	1-1/4x3/4x1	32.17
114112	1-1/4x1x1/2	27.71
114134	1-1/4x1x3/4	56.87
114X1	1-1/4x1x1	44.31
1141114	1-1/4x1x1-1/4	58.21
114X12	1-1/4x1/2	44.31
114X34	1-1/4x3/4	44.31
114X1	1-1/4x1	44.31
112X1X12	1-1/2x1x1/2	28.26
112X1X34	1-1/2x1x3/4	27.16
112X1X1	1-1/2x1x1	44.94
1121114	1-1/2x1x1-1/4	100.20
11211412	1-1/2x1-1/4x1/2	100.20
11211434	1-1/2x1-1/4x3/4	96.28
1121141	1-1/2x1-1/4x1	94.34
11212	1-1/2x1/2	46.12
112X34	1-1/2x3/4	47.03
112X1	1-1/2x1	47.03
112X114	1-1/2x1-1/4	47.03
212	2x1x2	128.84
2112114	2x1-1/2x1-1/4	139.75
2X12	2x2x1/2	74.84
2X34	2x2x3/4	74.84
2X1	2x2x1	77.14
2X114	2x2x1-1/4	85.65
2X112	2x2x1-1/2	77.14


Companion Flange


 <p>CCF</p>	2	699.30
	2-1/2	899.62
	3	710.57
	4	1299.36


 Couplings sxs S80CS(SIZE)		
Size	Bx Qty	Size
3/4	25	16.91
1	15	17.41
1-1/4	10	26.49
1-1/2	-	-
2	10	30.67

 FEMALE ADAPTERS sxt S80FA(SIZE)		
Size	Bx Qty	List
3/4	50	17.41
1	50	25.61
1-1/4	25	41.51
1-1/2	25	50.88
2	10	88.79
3	5	157.77


 MALE ADAPTERS sxt S80MA(SIZE)		
Size	Bx Qty	List
3/4	25	16.12
1	10	27.89
1-1/4	10	32.60
1-1/2	10	46.83
2	10	67.72


 FLANGE socket VAN STONE PFS(SIZE)		
Size	Bx Qty	List
2	10	62.99
2-1/2	10	97.29
3	10	107.51
4	5	135.92
6	5	213.89
8	2	385.80


 45° EL t x t S8045L(SIZE)		
Size	Bx Qty	List
3/4	50	27.58
1	50	34.61
1-1/4	25	52.78
1-1/2	25	44.84
2	10	98.39


 TEE S X S S80TS(SIZE)		
Size	Bx Qty	List
3/4	-	-
1	15	25.53
1-1/4	10	70.16
1-1/2	10	70.16
2	10	87.73


 90° EL S X S S8090LS(SIZE)		
Size	Bx Qty	List
1	50	14.22
1-1/4	25	19.04
1-1/2	25	20.38
2	10	24.62
4	NA	98.54

 90° EL t x t S8090L(SIZE)		
Size	Bx Qty	List
3/4	20	19.93
1	10	25.04
1-1/4	10	26.99
1-1/2	10	38.28
2	10	43.12

 TEE t x t S80T(SIZE)		
Size	Bx Qty	List
3/4	15	25.04
1	15	55.30
1-1/4	10	58.63
1-1/2	10	71.08
2	10	76.41

 SCH 80 Unions Threaded S80U(SIZE)		
Size	Bx Qty	List
1/2	10	-
3/4	10	41.60
1	10	55.33
1-1/4	10	105.61
1-1/2	5	130.76
2	5	201.16
3	-	510.26


 HEX BUSHINGS t x t S80RBTT(SIZE)		
Size	Bx Qty	List
3/4 x 1/2	50	15.44
1 x 3/4	50	24.22
1 1/4 x 1	25	25.69
1 1/2 x 1 1/4	25	30.44
2 x 1 1/2	10	44.60


 SCH 80 Unions S X S S80US(SIZE)		
Size	Bx Qty	List
1/2	10	25.24
3/4	10	32.58
1	10	37.16
1-1/4	5	73.79
1-1/2	5	83.53
2	5	113.27


BRASS PEX FITTINGS


PEX CRIMP RING PXCR+SIZE		
1/2	\$0.46	
3/4	\$0.62	
1	\$0.79	


PEX BALL VALVE PXBV+SIZE	
1/2	\$14.80
3/4	\$19.10
1	\$27.66


PEX STOP			
PXAS12X38	ANGLE STOP	\$13.52	
PXSS12X38	STRAIGHT STOP	\$13.93	


PEX DROP EARED ELL PX90DL+SIZE		
1/2	\$9.81	
3/4	\$14.69	


PEX 90 DEGREE ELL PX90L+SIZE		
1/2	\$2.75	
3/4	\$4.35	
1	\$9.59	
3/4X1/2	\$4.73	

PEX TEE PXT+SIZE		
1/2	\$3.58	
3/4	\$5.58	
1	\$13.72	
1/2X1/2X3/4	\$4.88	
3/4X1/2X1/2	\$4.88	
3/4X1/2X3/4	\$6.20	
3/4X3/4X1/2	\$5.84	
3/4X3/4X1	\$11.31	
1X3/4X3/4	\$10.64	
1X1X1/2	\$10.96	
1X1X3/4	\$10.45	
1X3/4X1	\$13.93	

PEX COUPLING PXC+SIZE		
1/2	\$1.51	
3/4	\$2.48	
1	\$4.98	
3/4X1/2	\$2.52	
1X1/2	\$4.12	
1X3/4	\$4.91	

PEX STUBOUT 90 DEGREE ELL			
630X248E	W/ EARS	\$6.98	
630X248	W/O EARS	\$6.05	

PEX FEMALE SWEAT 90 DEGREE ELL PXC90L + SIZE + F		
1/2	\$2.44	
3/4	\$3.66	

PEX MALE SWEAT 90 DEGREE ELL PXC90L + SIZE + M		
1/2	\$2.44	
3/4	\$3.66	

BRASS PEX FITTINGS

PEX FEMALE SWEAT ADAPTER PXFSA+SIZE	
1/2	\$2.61
3/4	\$4.47
1	\$8.59



PEX MALE ADAPTER PXMA+SIZE	
1/2	\$3.55
3/4	\$6.14
1	\$12.16
1/2X3/4	\$5.61
3/4X1/2	\$4.22
1X3/4	\$8.04



PEX FEMALE ADAPTER PXFA+SIZE	
1/2	\$5.24
3/4	\$7.28
1	\$13.86
1/2X3/4	\$7.47
3/4X1/2	\$5.97
3/4X1	\$12.48



PEX MALE SWEAT ADAPTER PXMSA+SIZE	
1/2	\$2.26
3/4	\$4.20
1	\$8.01



TRANSITION FITTINGS		
QQSFC23XP	3/8 PEX X LAV ADPT	\$1.87
QQSFCP33XP	1/2 PEX X LAV ADPT	\$2.94
QQSCC2XP	3/8 PEX X CLST ADPT	\$2.15
QQSCC3XP	1/2 PEX X CLST ADPT	\$2.36

PEX PLASTIC FITTINGS

PXT12P	1/2 X 1/2 X 1/2 POLYMER INSERT TEE	1.51
PXT34P	3/4 X 3/4 X 3/4 POLYMER INSERT TEE	3.08



PX90L12P	1/2 X 1/2 POLYMER INSERT ELBOW	1.12
PX90L34P	3/4 X 3/4 POLYMER INSERT ELBOW	2.06



PXC12P	1/2 X 1/2 POLYMER INSERT COUPLING	.86
PXC34P	3/4 X 3/4 POLYMER INSERT COUPLING	1.39



PEX PIPE	
1/2"	.62
3/4"	1.14
1"	2.36

PEX PLASTIC PLUG	
PXP1/2P	\$0.62
PXP3/4P	\$0.93
PXP1P	\$1.58



PEX PIPE OPTIONS:

COILED OR STRAIGHT


WHITE, BLUE, OR RED

20', 100', 300, 500' LENGTHS

THIS PAGE LEFT INTENTIONALLY BLANK

mm MERRILL PITLESS UNITS

Model	Dia.	Disch	Bury	List
SP 403 WC	4"	1¼"	3'	\$1140.00
SP 404 WC	4"	1¼"	4'	1120.00
SP 405 WC	4"	1¼"	5'	1200.00
SP 503 WC	5"	1¼"	3'	1285.00
SP 504 WC	5"	1¼"	4'	1430.00
SP 504 WC2	5"	2"	4'	1560.00
SP 505 WC	5"	1¼"	5'	1550.00
SP 505 WC2	5"	2"	5'	1690.00
SP 604 WC	6"	2"	4'	1840.00
SP 605 WC	6"	2"	5'	2000.00
SP 804 WC	8"	3"	4'	3080.00
SP 805 WC	8"	3"	5'	3310.00
SP405WC38T	4"	1 1/4"	5'	1260.00
SP504114WC38T	5"	1-1/4"	4'	1500.00
SP505WC38T	5"	2"	5'	1580.00



CAULDRON COUPLING CALCPL+SIZE

DESCRIPTION	LIST
4x4 4" Rubber Cplg	\$25.00
4x5 5" Rubber Cplg	40.00
5x5 5" Rubber Cplg	26.00
5" Steel Insert SWASHER	15.74

WELL CAPS

Model	Description	List
WC400	4" Merrill Watertight Cap	\$160.00
WC500	5" Merrill Watertight Cap	198.00
WC600	6" Merrill Watertight Cap	198.00
WC800	8" Merrill Watertight Cap	367.00
WTCC6	6" Midwest WT Well Cap	113.33

ACCESSORIES

Part #	Description	List
SR14	1/4 x 500' Poly Safty Rope	\$45.51
OAWR	At Well Control (recprocating)	521.48
OAWS	At Well Control (submersible)	288.75
5PS	Pull Rods for OAWS (5')	60.61

PITLESS ADAPTERS

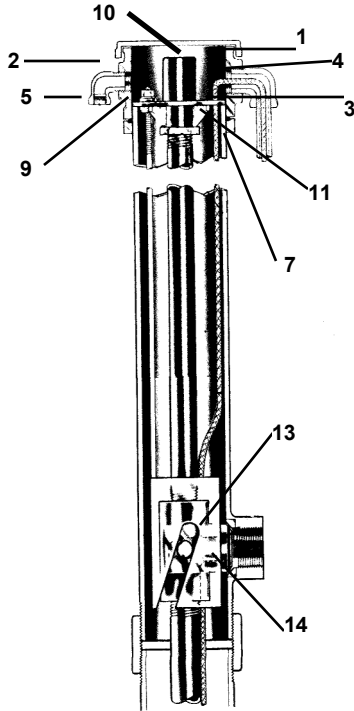
Model #	Description	Size	List
SPK404WC	Merrill Pitless Adapter 4' bury	4"x 1¼"	599.00
SPK503WC	Merrill Pitless Adapter 3' bury	5"x 1¼"	639.00
SPK504WC	Merrill Pitless Adapter 4' bury	5"x 1¼"	829.00

BRASS SLIDE PITLESS ADAPTERS

B10X	Martinson Brass Adapter	6" x 1"	\$331.70
B20X	Martinson Brass Adapter	6 x 1¼"	388.15
MB225	MERRILL	6" x 1¼"	121.00

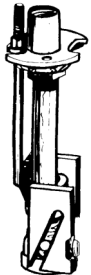


REPAIR PARTS FOR MERRILL PITLESS UNITS



ITEMS	PART #	4" UNITS	5" UNITS	6" UNITS	8" UNITS
1 Cap	M401	\$42.00	\$56.00	\$58.00	\$116.00
2 Cap Bolts	M402	7.70	7.70	7.70	7.70
3 Cap O' Ring	M403	5.50	5.50	6.50	7.00
4 Adapt Head Cstg.	M404	90.00	106.00	122.00	255.00
5 Screened Air Vent	M405	15.50	15.00	11.30	15.80
6 Head O' Ring	M406	5.50	7.70	8.00	10.00
7 Clamping Ring	M407	29.00	36.00	35.00	126.00
8 Head Ring Bolts	M408	5.00	5.00	5.00	5.00
9 Adjusting Nut	M409	21.00	13.00	13.00	55.00
10 Pull Coupling	M413	9.00	7.00	9.60	19.50
11 Support Plate	M414	39.00	39.00	130.00	170.00
12 Lock Nut	M415	21.00	15.00	19.00	42.00
13 Brass Disch.Elbow	M412	135.00	106.00	220.00	700.00
14 Discharge O' Ring	M419	7.50	7.50	7.50	8.00

When ordering parts for pitless units larger than 4", substitute the size of the unit for the 1st part number — #401 to #601 for SP6 unit.



SP
Inside
assembly

SP UNIT INSIDE ASSEMBLYS		
PITLESS SIZE	PART #	LIST
SP 4X3 INSIDES ONLY	IASP403	\$500.00
SP 4X4 INSIDES ONLY	IASP404	535.00
SP 4X5 INSIDES ONLY	IASP405	570.00
SP 5X4 INSIDES ONLY	IASP504	618.00
SP 5X5 INSIDES ONLY	IASP505	645.00
SP 6X4 INSIDES ONLY	IASP604	1000.00
SP 6X5 INSIDES ONLY	IASP605	1045.00



HYDRANTS

MERRILL HYDRANTS			
AF+SIZE+BURY			
MODEL	SIZE	BURY DEPTH	LIST
ANYFLOW	3/4"	2'	\$252.00
ANYFLOW	3/4"	3'	270.00
ANYFLOW	3/4"	4'	287.00
ANYFLOW	3/4"	5'	304.00
ANYFLOW	3/4"	6'	322.00
ANYFLOW	1"	3'	344.00
ANYFLOW	1"	4'	362.00
ANYFLOW	1"	5'	374.00
C1000+SIZE+BURY			
C1000	3/4"	3'	199.00
C1000	3/4"	4'	209.00
C1000	3/4"	5'	220.00
Y 2 SELF-CLOSING HYDRANT			
Y2+SIZE+BURY			
Y 2	3/4"	2'	327.00
Y 2	3/4"	3'	347.00
Y 2	3/4"	4'	367.00
Y 2	3/4"	5'	387.00
Y 2	3/4"	6'	409.00

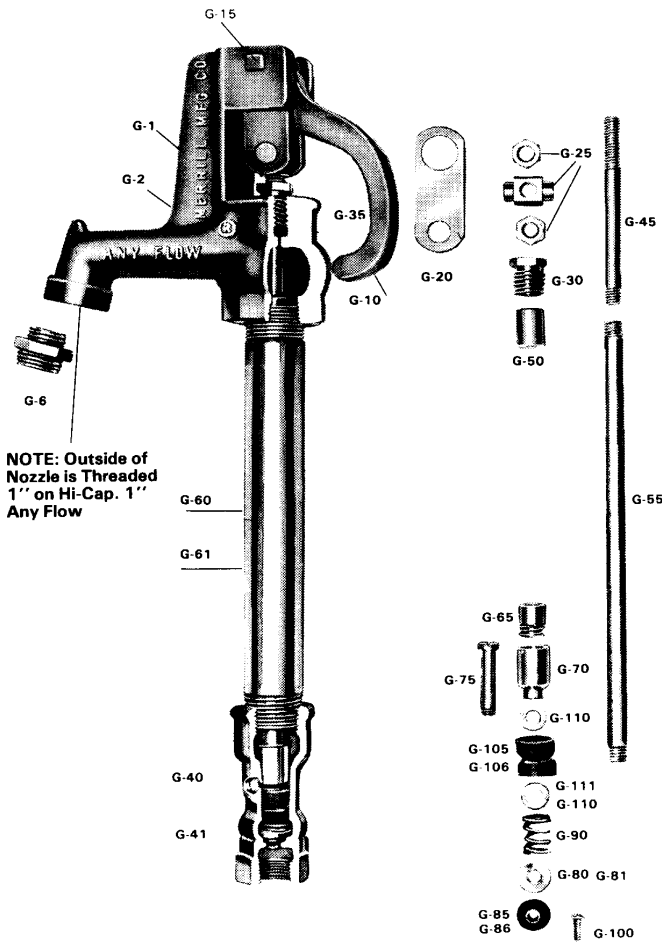
MERRILL HYDRANTS	
R6000 SERIES	
R103	\$266.00
R104	278.00
R105	289.00

Y 2 REPAIRS		
Head Comp.	Y-2	\$74.00
Spring	Y-3	4.40
Plug	Y-4	4.50
Flo-Valve	Y-20	40.00
Valve Body	Y-40	63.00
Plunger Assy	Y-41B	16.00
3/8" Screw	Y-8	5.00
1/4" Skt Head	Y-7	4.40

WOODFORD HYDRANTS			
Y+SIZE+BURY			
MODEL	SIZE	BURY DEPTH	LIST
Y34	3/4"	2'	227.40
Y34	3/4"	3'	240.65
Y34	3/4"	4'	253.90
Y34	3/4"	5'	267.15
Y1	1"	4'	336.65
Y1	1"	5'	350.50
W+SIZE+BURY			
W34	3/4"	3'	202.90
W34	3/4"	4'	215.75
W34	3/4"	5'	228.60
W34	3/4"	6'	241.45



MERRILL ANYFLOW HYDRANT PARTS

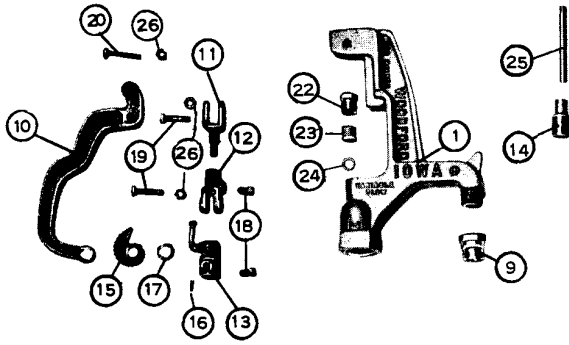


3/4" ANYFLOW PARTS		
PART #	DESCRIPTION	LIST
G-11	LEVER CASTING	\$22.00
G-1	HEAD CASTING	55.00
G-5	HOSE THREAD ADAPT	3.80
G-6	HOSE THREAD ADAPT	5.40
G-10	OLD LEVER CASTING	12.00
G-15	LEVER BOLT	3.70
G-20	DRAW STRAPS (PAIR)	5.40
G-25	PIVOT CON. & NUTS	5.60
G-30	PACKING NUT	5.80
G-35	VALVE STEM PACKING	4.60
G-40	VALVE BODY	61.00
G-45	STAINLESS STEEL ROD	7.60
G-50	BRASS REDUCER	5.40
G-65	BRASS PLUNGER BUSH	4.60
G-70	BRASS PLUNGER BODY	5.40
G-75	BRASS PLUNGER BOLT	5.70
G-80	BRASS THR. WASHER	4.00
G-85	1/2" BIB WASHER	3.50
G-90	STAINLESS SPRING	4.10
G-100	RETAINER SCREW	3.30
G-105	CUP LEATHERS (PAIR)	4.80
G-110	BRASS WASHER	3.80
G-115	PLUNGER ASSEMBLY	22.00
G-120	HEAD ASSEMBLY	98.00

1" HYDRANT PARTS		
PART #	DESCRIPTION	LIST
G-2	HEAD CASTING	\$66.00
G-41	VALVE BODY	84.00
G-81	BRASS THR. WASHER	4.50
G-86	3/4" BIB WASHER	4.00
G-106	CUP LEATHERS	6.00
G-111	BRASS WASHERS	4.20
G-116	PLUNGER ASSEMBLY	21.00
G-121	HEAD ASSEMBLY	104.00

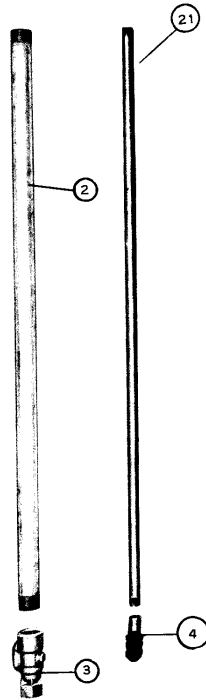


WOODFORD (IOWA) HYDRANT PARTS



Y1 1" HYDRANT PARTS			
ITEM#	PART#	DESCRIPTION	LIST
1	W15002	Head Casting	\$89.25
2	W1005X	1-1/4 Pipe	NA
3	W10017	Valve Body	70.60
4	W10106	Plunger	16.70
NS	W15001	Head Complete	184.25

All parts, except the ones listed above are used in both the Y34 & Y1 Hydrants. They are listed with the Y34 parts. Riser pipes & pipe stems must be special ordered for the appropriate length.



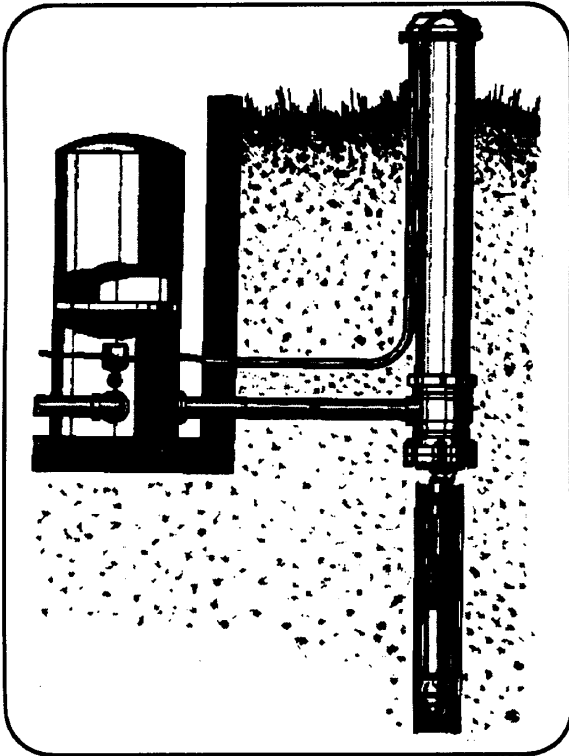
Y34 3/4" HYDRANT PARTS			
ITEM#	PART#	DESCRIPTION	LIST
1	W15004	Head Casting w/Nozzle	\$75.60
3	W10018	Valve Seat Body	38.20
4	W10105	Plunger	13.05
9	W10004	3/4" Brass Hose Nozzle	7.95
10	W10008	Lever	20.30
11	W10009	Upper Half of Link	8.40
12	W15007	Lower Half of Link	7.20
13	W15009	Clevis	10.00
14	W10011	Reducing Coupling	8.20
15	W10014	Disc Cam	4.00
16	W10015	Cam Retaining Pin	1.70
17	W10016	Spring Washer	1.70
18	W10019	Set Screw for Clevis	1.70
19	W10020	Link Bolt	2.05
20	W10021	Lever Bolt	2.05
21	NA	Pipe Stem	na
22	W10100	packing Nut	4.60
23	W10101	Packing	2.75
24	W10102	Packing Support Wash.	2.65
25	W10104	Brass Rod Stem	3.40
26	W10206	Hex Nut	1.85
NS	W15003	Y34 Head Complete	145.30

W34 PARTS		
PART #	DESCRIPTION	LIST
W10211	Lever	\$25.00
W10142	Lever Pins	3.55
W10144	Straps	6.15
W10157	Bolt	1.80
W10146	Spacer	3.55
W15040	Head Casting	70.60
W15039	Head Complete	134.80
W10107	"X"34 Plunger	11.25



BAKER PITLESS UNITS

Part #	Bury	Dia.	Description	List
4PS45	4'	4"F	4 x 4 Pitless Unit w/2" disch.	\$1250.07
5PS45	5'	4"F	4 x 5 Pitless Unit w/2" disch.	1351.42
4PS56	4'	5"F	5 x 4 Pitless Unit w/2" disch.	1647.47
5PS56	5'	5"F	5 x 5 Pitless Unit w/2" disch.	1769.27



SPOOLS	
PART #	LIST
5S4PS	\$318.80
6S4PS	354.90

O' RINGS FOR SPOOLS		
PART #	DESCRIPTION	LIST
UB15	Fits 5PS4PS Spool	16.02
NC15	Fits 6S4PS Spool	18.53
UC15	Fits 7S4PS Spool	25.72

BAKER CAPS				
PART #	LIST		PART #	LIST
4WE1	129.55		4WC	259.23
5WE1	133.30		5WC	276.73
6WE1	143.26		6WC	292.98
7WE1	236.47		7WC	398.47

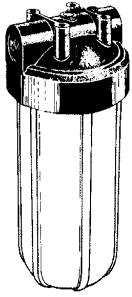
RP&S WATER TREATMENT & WATER TESTING

LIQUID CHEMICAL FEED PUMPS & ACCESSORIES

STENNER PUMPS
PLEASE CALL FOR PRICES

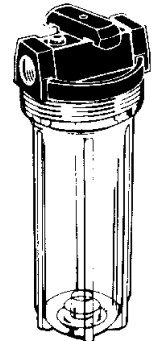
Pellets for Sentry I Chlorinator		
PCP5	5 lb Bottle Chlorine Pellets	\$45.00
PCP35	35 lb Pail Chlorine Pellets	\$315.00
BLEACH15	12% SODIUM HYPOCHLORITE 15 GAL (LIQ)	\$230.00
PEROXIDE15	30% Hydrogen Peroxide 15 Gal	\$331.73
Water Test Bottles & Kits		
HA1456	Water Hardness Test Kit	\$98.00
NTK	Nitrate Test Kit	72.00
ITK	Iron Test Kit	71.00
WSB	Water Sample Bottle Test Kit	FREE

Other treatment chemicals are available as well as ultraviolet treatment systems. Contact your salesman for pricing.



W15
10" SUMP

IN LINE WATER FILTERS		
PART #	DESCRIPTION	LIST
WVC34	3/4" Valve in Head Sediment Filter Assy	76.11
W15PR	1½ Sediment Filter "Heavy Duty" 10" Sump	181.25
FLUSH TYPE SAND FILTERS & SEPERATORS		
PFT150	1½ Inline flush type filter 100 mesh	124.93
PFT200	2" Inline flush type filter 100 mesh	197.43



WVC34



WIC
WICS

FILTER CARTRIDGES & ACCESSORIES		
W5W	(2 PACK) Poly Core Wound (wvc34)	\$12.90
W20CLA	(2 PACK) Pleated Sediment Ctdg (wvc34)	14.48
W5CIP	(2 PACK) Pleated Carbon Taste & Odor Ctdg (wvc34)	28.46
W25P	(2 PACK) Poly Fibre Sediment Ctdg (wvc34)	18.69
W50PEHD	Pleated Sediment Ctdg 50m (w15)	28.15
WP25BB	Poly Fibre Sediment Ctdg 25m (w15)	33.10
WRC25HD	Radial Flow Act. Carbon 25m (w15)	62.86
W34OR	Filter Housing "O" Ring (wvc34)	4.89
W10OR	Filter Housing "O" Ring (w15)	15.93
WICS	Ice Maker Filter Kit	29.12
WW34	Spanner Wrench (wvc34)	9.04
WWHD	Spanner Wrench (w15)	13.37
NT60SC + MESH	60-100-140-250 Mesh for PFT150	47.29
NT120SC + MESH	60-100-140-250 Mesh for PFT200	78.15

REVERSE OSMOSIS SYSTEMS & ACCESORIES

MODEL	DESCRIPTION	LIST
ROPRO	4 STAGE 50GPD	\$385.63
ROPRO5	5 STAGE 50GPD	\$455.03
ROMEM	50 GPD MEMBRANE REPLACEMENT	\$67.87
ROFPACK	3 FILTER ANNUAL REPLACEMENT FILTER PACK	\$63.26
ROPUMP	7 GPM DELIVERY PUMP	\$293.08



**Rust-Proof Brackets
SS Screws
Includes all
Hardware and Tank
3/8" Quick Connect
Fittings**



WATER SOFTENERS

AUTOTROL 2 TANK SYSTEM ELECTRONIC METER		
MODEL	CAPACITY	LIST
25576024	24,000 GR	923.32
25576032	32,000 GR	985.55
25576048	48,000 GR	1079.99

FLECK 2 TANK SYSTEM MECHANICAL METER		
MODEL	CAPACITY	LIST
560M24	24,000 GR	926.66
560M32	32,000 GR	986.66
560M48	48,000 GR	1083.32

AUTOTROL CABINET ELECTRONIC METER		
MODEL	CAPACITY	LIST
255760C24	24,000 GR.	\$1007.77
255760C32	32,000 GR.	1049.99
255760C32 W/FLT	32,000 GR.	1594.43

FLECK CABINET SYSTEM MECHANICAL METER		
MODEL	CAPACITY	LIST
560MC24	24,000 GR	\$1008.88
560MC32	32,000 GR	1052.21

FLECK PARTS		
DESCRIPTION		LIST
BYPASSFLP	1" Bypass	86.67
5600MA	Meter Assembly	684.80

IRONOUT15	Rust Remover 1.5 lb Bottle	\$10.55
-----------	----------------------------	---------

AUTOTROL PARTS		
DESCRIPTION	PART #	LIST
256 BYPASS VALVE	BYPASSAUTO	\$75.55
#255 CLOCK HEAD	255/440	397.77
OMEGA II METER HEAD	255760	639.44
OMEGA TIMER MODULE	OT460	333.33
CLOCK TIMER MODULE	OT440	155.55
METER ASSY 106F.	106F	55.56
163FV Filter Valve	263FV	424.44
760 AUTOTROL TIMER	OT760	277.78


SUMO NON-ELECTRIC WATER SOFTNERS

SUMOII	35 GPM WATER SOFT- NER	\$1223.00
SUMOIII	50 GPM WATER SOFT- NER	\$1368.00



FERNCO CAPS & COUPLINGS NO HUB COUPLINGS TEST PLUGS

PART #	DESCRIPTION	LIST
FCP112	1-1/2' FERNCO CAP	\$5.00
FCP2	2" FERNCO CAP	5.85
FCP3	3" FERNCO CAP	7.41
FCP4	4" FERNCO CAP	9.49
MR0166	6" CLAY FERNCO COUPLING	18.07
MR0188	8" CLAY FERNCO COUPLING	27.84
MR0244	4" CLAY / CI FERNCO COUPLING	19.42
MR0264	6" X 4" CIAY/ CI FERNCO COUPLING	48.76
MR0266	6" CLAY/ CI FERNCO COUPLING	41.53
MR0288	8" CLAY/ CI FERNCO COUPLING	63.89
MR5144	4" ASBESTOS CEMENT / PLASTIC CPLG	20.97
MR56125	1-1/4 PL FERNCO CPLG	9.99
MR5615	1-1/2 CI/PL FERNCO CPLG	10.68
MR5615125	1-1/2" X 1-1/4" CI/PL FERNCO CPLG	11.07
MR56215	2 X 1-1/2 CI/PL FERNCO CPLG	12.14
MR5622	2" CI/PL FERNCO CPLG	11.49
MR5632	3" X 2" CI/PL FERNCO CPLG	14.35
MR5633	3" CI/PL FERNCO CPLG	15.52
MR5642	4" X 2" CI/PL FERNCO CPLG	27.07
MR5643	4" X 3" CI/PL FERNCO CPLG	20.92
MR5644	4" CI/PL FERNCO CPLG	19.42
MR5664	6" X 4" CI/PL FERNCO CPLG	48.76
MR5666	6" CI/PL FERNCO CPLG	41.53
MR5688	8" CI/PL FERNCO CPLG	63.89
MR44U405	4" COMPRESSION GASKET	10.46
SV4	4" SERVICE GASKET	14.33
NHC112	1-1/2" NO HUB COUPLING W/CLAMPS	\$5..35
NHC2	2" NO HUB COUPLING W/CLAMPS	5.35
NHC2X112	2" X 1-1/2" NO HUB COUPLING W/CLAMPS	5.36
NHC3	3" NO HUB COUPLING W/C	5.93
NHC3X2	3" X 2" NO HUB COUPLING W/C	10.56
NHC4	4" NO HUB COUPLING W/C	7.15
NHC4X2	4" X 2" NO HUB COUPLING W/C	16.29
NHC6	6" NO HUB COUPLING W/C	16.57
NHC8	8" NO HUB COUPLING W/C	29.51
TP5112	1-1/2" TEST PLUGS (Dollar Plugs)	\$4.29
TP52	2" TEST PLUGS	4.83
TP53	3" TEST PLUGS	5.71
TP54	4" TEST PLUGS	6.89






GOULDS SUMP & SEWAGE

MODEL	HP	VOLTS	CHORD	SOLIDS	WEIGHT	DISCHARGE	LIST
GSP0311	1/3	115V	9'	1/2"	27	1-1/2"	328.00
*LSP0311AT	1/3	115V	10'	NONE	9	1-1/2"	528.00
*WW0511A	1/2	115V	10'	2"	23	2"	1176.00
WS0511B	1/2	115V	15'	2"	66	2"	1578.00

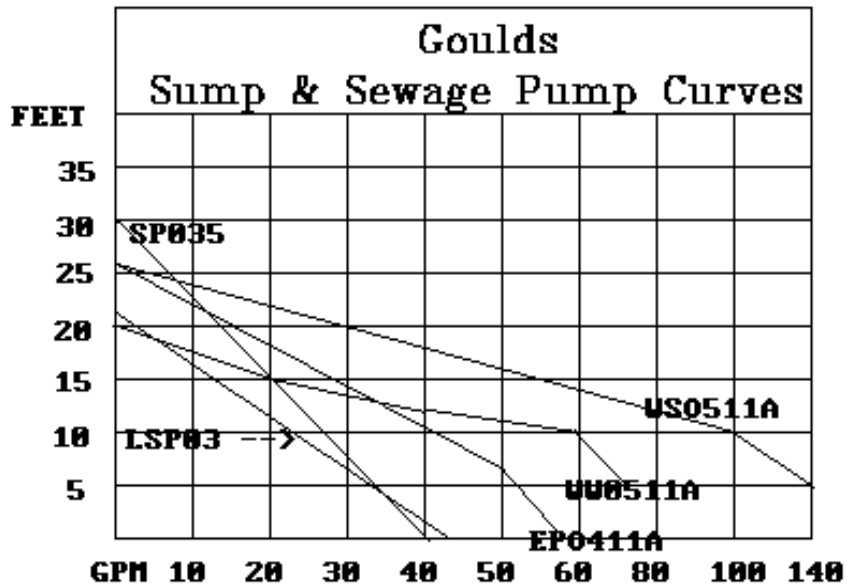
* Includes Float Switch



WS0511A



WW0511A



SUMP & SEWAGE BASINS & COVERS

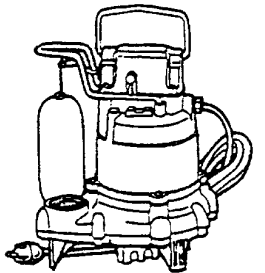
PART#	DESCRIPTION	LIST
1822PIT	SUMP PIT LESS LID	\$51.03
1822LID	SLOTTED PLASTIC LID	28.21
1830PIT	SEWAGE PIT LESS LID	89.00
1830LID2	2 PIECE STRUCTURAL FOAM LID	67.00

SUMP SWITCHES & ALARMS

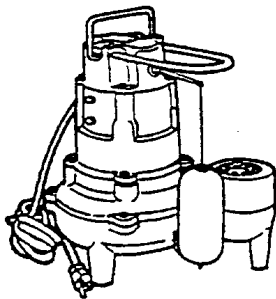
PART #	DESCRIPTION	LIST
A2E21	Sump Float Switch 115v 15' 15A	\$162.00
A2D11	Sump Float Switch 115v 10' 13A	83.00
TANKALERTEZ	N3R Alarm w/ Float	217.19



ZOELLER SUMP & SEWAGE PUMPS



#53 MightyMate



267 WasteMate

MODEL	DESCRIPTION	LIST
M53	.3 HP Submersible Sump 115V w/float switch Cast iron Const. Pass 3/4" solids 1-1/4" disch.	\$299.00
N53	.3HP Submersible Sump 115V Cast Iron Const. Pass 3/4" solids 1-1/4" disch.	289.00
M264	.4 HP Submersible Sewage Pump w/switch Cast Iron Const. Handles 2" solids 2" disch.	580.00
N264	.4HP Submersible Sewage Pump Cast Iron Const. Handles 2" solids 2" disch.	532.00
M267	.5 HP Submersible Sewage Pump w/switch Cast Iron Const. Handles 2" solids 2" disch.	686.00
N267	Same as M267. Less Switch	615.00
SPCV114	1-1/4" Sump Pump Check	13.15
SPCV112	1-1/2" Sump Pump Check	26.32
SPCV2	2" Sump Pump Check	49.28
N42	Utility Pump Floor Sucker	260.00
2069112	Silent 1-1/2" Sump Pump Check Valve	36.16
20692	Silent 2" Sump Pump Check Valve	69.93

VCMX-20ULST	LITTLE GIANT CONDENSATE PUMP	151.00
-------------	------------------------------	--------

M	LIFT	5'	10'	15'	20'	Shut Off
53	CAPACITY GPM	35	24	10	0	18'

M	LIFT	5'	10'	15'	20'	25'	Shut Off
264	CAPACITY GPM	90	60	23	0	0	18'

M	LIFT	5'	10'	15'	20'	25'	Shut Off
267	CAPACITY GPM	125	87	50	10	0	23'

REPAIR PARTS		
MODEL	DESCRIPTION	LIST
Z004705	Switch Assy (new)	65.00
Z034046	Top Gasket (all)	6.00
Z004740	Switch Assy (new style)	65.00
Z267007	Top Gasket (all)	10.00

Special purpose sewage and sump pumps are available from Zoeller for lift stations, duplex systems, and other specialized needs. Zoeller makes pumps up to 5 HP and pumps that will handle up to 4" solids. For information on these pumps and specialized controls ask your sales representative.



SEPTIC TANKS LEACH FIELD PIPE & FITTINGS

SNYDER SEPTIC TANKS

SST300	300 GAL SEPTIC TANK	\$1,320.41
SSTLP500	500 GAL LOW PROFILE	1,641.12
SSTLPNG1000	1000 LOW PROFILE NEXGEN D2	2,529.98
SSTLPNG1250	1250 LOW PROFILE NEXGEN D2	3,217.54
SSTLPNG1500	1500 LOW PROFILE NEXGEN D2	3,809.93



SNYDER LIDS & RISERS

SSTLPNGLID	20 IN SEPTIC LID NEXGEN D2	86.09
SSTLPNGLRE	SEPTIC LID/RISER 12 IN NEXGEN D2	248.58
SSTLPNGME15	15" MANHOLE EXTENSION NEXGEN D2	199.38
SSTLPNGME24	24" MANHOLE EXTENSION NEXGEN D2	228.73
SSTLPNGME6	6" MANHOLD EXTENSION NEXGEN D2	170.07

INFILTRATOR SEPTIC TANKS

IM1060/1P	1060 GAL TWO PIECE	1,685.38
IM1530/1P	1530 GAL TWO PIECE	2,742.33



INFILTRATOR LIDS & RISERS

SNAPRIS-B2412	12' RISER	\$107.70
SNAPRIS-B2406	6' RISER	61.69
ISTLEZSNAP	LID	95.35

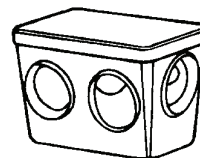
INFILTRATOR

Q4EQ36	22X52X12	50.21
Q4STD	34X52X12	63.68
Q4EQ36E	36" End/Starter	31.03
Q4STDE	Quick 4 End/Starter	33.38



PRINSCO GRAVEL-LESS PIPE

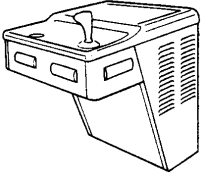
DBO60	6 OUTLETDISTRIBUTOR DOX	43.98
SF4	4" PERF. MICRO PIPE	1.12
SFT4	4" PRINSCO TEE	6.34
SF90L4	4" PRINSCO 90 EI	7.93
SFC4	4" PRINSCO COUPLING	2.38
SFCP4	4" PRINSCO PLUG	3.46






INSINKERATOR WASTE DISPOSERS		
PART #	DESCRIPTION	LIST
BADGER1	1/3 HP Economy Model 1 yr warranty	\$171.23
BADGER5	1/2 HP Economy Model 2 yr warranty	201.99
PRO333	Contractor 333, 3/4HP SS grinder chamber 3 yr warranty	352.79
PRO750	3/4HP Sound Seal Tech, Auto Reverse SS components 6 yr warranty	403.47

BARRIER FREE



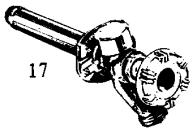
EZS8L

ELKAY WATER COOLERS		
PART #	DESCRIPTION	LIST
EZS8L	Elkay Barrier Free Water Cooler	890.17
EZSTL8LC	Elkay Barrier Free Split Level Cooler	1554.27
FD7003L1Z	Elkay Economy Floor Model Cooler	998.00




FD7003

WOODFORD WALL HYDRANTS




17



25

17CP6	6"	Anti-Siphon Freezeless Wall Hydrant	\$67.95
17CP8	8"	Anti Siphon Freezeless Wall Hydrant	71.65
17CP10	10"	Anti Siphon Freezeless Wall Hydrant	75.35
17CP12	12"	Anti-Siphon Freezeless Wall Hydrant	79.05
17CP14	14"	Anti-Siphon Freezeless Wall Hydrant	82.75
17PX12	12"	Anti-Siphon Freezeless Pex Wall Hydrant	79.05
25CP12	12"	Auto-Drain Freezeless Wall Hydrant	132.65
67C12	10-16"	Anti-Siphon Auto Drain Modular Model	380.75
14CP10		NON Anti Siphon Wall Hydrant	75.25
14CP12		NON Anti Siphon Wall Hydrant	78.95
14CP14		NON Anti Siphon Wall Hydrant	82.65
22CP10		Hot & Cold Wall Hydrant	221.10



65

THIS PAGE LEFT INTENTIONALLY BLANK



7425 CHATEAU



7430 CHATEAU



7437 CHATEAU



MO67315 EXTENSA



MO7545 CAMERIST



MO7594 ARBOR



MO7185 BRANTFORD

KITCHEN FAUCETS

LIST

MO67315C	INTEGRA CHROME	230.30
MO7425	CHATEAU SINGLE HANDLE (Less Spray)	127.70
MO7430	CHATEAU SINGLE HANDLE (Spray)	160.70
MO7430W	CHATEAU SINGLE HANDLE (Spray) WHITE	241.80
MO7437	CHATEAU SINGLE MOUNT & HANDLE (Spray)	164.10
MO7434	CHATEAU SINGLE HANDLE (Spray in Esc)	160.70
MO7545	CAMERIST PULLOUT CHROME	337.70
MO7545SRS	CAMERIST PULLOUT SPOT RESISTANT STAINLESS	452.15
MO7594C	ARBOR PULLDOWN CHROME	344.50
MO7594ORB	ARBOR PULLDOWN OIL RUBBED BRONZE	461.75
MO7185C	BRANTFORD PULLDOWN CHROME	365.35
MO7185ORB	BRANTFORD PULLDOWN OIL RUBBED BRONZE	503.20

LAUNDRY FAUCET

MO4975	CHATEAU 2 CRYSTALHANDLE	96.20
MO74998	CHATEAU 2 METAL HANDLE LOW ARC	72.35

BAR FAUCETS

MO4903	CHROME 2 HANDLE HIGH ARC	94.35
MO4904	CHROME 1 HANDLE HIGH ARC	172.10

EXTENSA WITH PULLOUT SPOUT

MO7560C	EXTENSA CHROME KITCHEN PULLOUT	435.70
MO7560V	EXTENSA IVORY KITCHEN PULLOUT	486.45
MO7560W	EXTENSA WHITE KITCHEN PULLOUT	486.45



MO6400
EVA



MO62320
POSI-TEMP
ROUGH-IN



MOT2133
EVA
POSI-TEMP

MOTL183
CHATEAU
POSI-TEMP



RESIDENTIAL LAVATORY FAUCETS

LIST

MOL64621	CHATEAU CHROME / LEVER / 50/50 WASTE	139.35
MO6400	EVA CHROME SINGLE HOLE SINGLE LEVER	223.05
MO6400BN	EVA BRUSHED NICKEL	291.85
MO6410	EVA CHROME 4" 2 HANDLE	160.60
MO6410BN	EVA BRUSHED NICKEL	218.15
MO6400ORB	EVA OIL RUBBED BRONZE	321.05
MO6410ORB	EVA OIL RUBBED BRONZE	240.00

RESIDENTIAL TUB SHOWER

MO62320	POSI-TEMP ROUGH-IN VALVE SWT	107.25
MO62380	POSI-TEMP ROUGH-IN VALVE PEX	107.25
MOTL182	CHATEAU CHROME POSI-TEMP SHOWER TRIM	36.65
MOTL183	CHATEAU CHROME POSI-TEMP TUB/SHOWER TRIM	59.45
MOT2132	EVA CHROME POSI-TEMP SHOWER TRIM	69.20
MOT2132BN	EVA BRUSHED NICKEL POSI-TEMP SHOWER TRIM	149.00
MOT2133	EVA CHROME POSI-TEMP TUB/SHOWER TRIM	100.80
MOT2133BN	EVA BRUSHED NICKEL POSI-TEMP TUB/SHOWR TRIM	196.55


COMMERCIAL LAVATORY FAUCETS

MO8430	SINGLE HANDLE LAV LESS WASTE	137.90
MO8800	2 HANDLE WRIST BLADE LESS WASTE	163.65
MO8938	2 HANDLE GOOSE NECK WRIST BLADE LESS WASTE	163.20

COMMERCIAL FLUSH VALVES

MO8310	PHOTOEYE CLOSET FLUSH VALVE	596.45
MO8312	PHOTOEYE URINAL FLUSH VALVE	596.45

DELTA REPAIR PARTS



DERP70 BALL ASSY



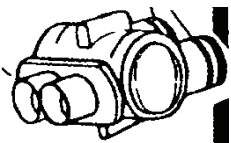
DERP1740 STEM UNIT



DERP1991 STEM UNIT



DERP574



DERP19805

DERP70	BALL ASSY (SINGLE LEVER)	\$14.60
DERP1740	STEM UNIT ASSY (TWO HANDLE)	11.90
DERP1991	STEM UNIT ASSY (W/SEATS 1600 SERIES)	33.05
DERP3614	CAP ASSY (SEATS, ORINGS, SPRINGS)	11.65
DERP4993	SEATS & SPRINGS	5.05
DERP2055	O'RINGS (2H KITCHEN SPOUT)	6.50
DERP6023	SHOWER ARM CHROME	19.75
DERP28599	SHOWERHEAD	20.30
758-1	POP-UP DRAIN ASSY CHROME	57.50
DEH28	HANDLES (W/BUTTONS CHROME)	16.50
DERP5836	TUB SPOUT (PULL DOWN DIVERTER, SLIP ON)	34.85
DERP574	BALANCED SPOOL ASSEMBLY	80.20
DERP50	CAP (WITH ADJUSTING RING, CHROME)	17.30
DERP19805	PRESSURE BALANCE HOUSING ASSY	52.90

MOEN REPAIR PARTS

MO117	SPOUT O'RING KIT	5.80
MO20200	SWING N SPRAY (CHROME)	48.25
MO1222B	POSI-TEMP CARTRIDGE	77.45
MO1224B	TWO HANDLE CARTRIDGE	15.20
MO1225B	SINGLE HANDLE MAGNUM CARTRIDGE	29.20
MO1255	DURALAST CARTRIDGE	29.95
MO3804	CHROME OVERRIM TUB FILLER	21.80
MO3926	CHROME DIVERTER SPOUT IPS	48.60
MO3931	CHROME DIVERTER SPOUT CC	48.60
MO3910	CHROME LIQUID SOAP/LOTION DISPENSER	69.95
MO1920	CHROME REMODEL COVER PLATE	59.75
MO6300	CHROME SHOWER HEAD ONLY	32.00
MO96791	CRYSTAL TEAR DROP HANDLE FOR CHATEAU LAV	27.90
MO96797	CRYSTAL TEAR DROP HANDLE FOR CHATEAU T/S	27.90
MO96884	CRYSTAL TEAR DROP HANDLE FOR POSITEMP T/S	27.95



MO3910 DISPENSER



MO6300 HEAD ONLY



MO20200 SPRAY



MO1222B CARTRIDGE



MO1224B CARTRIDGE



MO1225B CARTRIDGE



MO1255 CARTRIDGE



MO1920 COVER PLATE



MO96791 CHATEAU HANDLE KIT